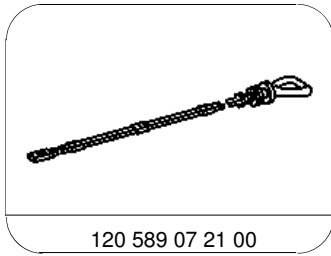


 Oil level check


Number	Designation	Engine 271 in models 171, 203, 209, 211		
BF18.00-P-1001-03M	Oil level	Maximum	mm	119
		Minimum	mm	98
BF18.00-P-1002-03M	Oil dipstick indication from 87 mm to 117 mm (oil level too low)	87 mm	Replenished oil quantity in liters	+2.2
		89 mm	Replenished oil quantity in liters	+2.1
		91 mm	Replenished oil quantity in liters	+2.0
		93 mm	Replenished oil quantity in liters	+1.9
		95 mm	Replenished oil quantity in liters	+1.8
		97 mm	Replenished oil quantity in liters	+1.7
		99 mm	Replenished oil quantity in liters	+1.5
		101 mm	Replenished oil quantity in liters	+1.4
		103 mm	Replenished oil quantity in liters	+1.3
		105 mm	Replenished oil quantity in liters	+1,1
		107 mm	Replenished oil quantity in liters	+0.9
		109 mm	Replenished oil quantity in liters	+0.8
		111 mm	Replenished oil quantity in liters	+0.6
		113 mm	Replenished oil quantity in liters	+0.5
BF18.00-P-1003-03M	Oil dipstick indication from 118 mm to 120 mm (oil level correct)	118 mm	Oil quantity in liters	0.0
		119 mm	Oil quantity in liters	0.0
		120 mm	Oil quantity in liters	0.0
BF18.00-P-1004-03M	Oil dipstick indication from 121 mm to 129 mm (oil level too high)	121 mm	Extracted oil quantity in liters	-0.1
		123 mm	Extracted oil quantity in liters	-0.2
		125 mm	Extracted oil quantity in liters	-0.4
		127 mm	Extracted oil quantity in liters	-0.5
		129 mm	Extracted oil quantity in liters	-0.6



120 589 07 21 00

Measuring rod

- 1 Position vehicle with warm engine on an even surface.
- 2 Switch off engine and maintain a waiting time of approx. 5 minutes.
- 3 Unplug plug (1) of oil dipstick guide tube (2).




P18.00-2098-11

- 4  Lead dipstick (3) into the dipstick guide tube (2) until its tip lies in the engine oil pan.

**i** The collar of the dipstick grip end sits closely at the oil dipstick guide tube (2) an.

- 5 Read off engine oil level at  dipstick (3).
- 6 Establish oil replenishment amount from the oil level table.
- 7 Adjust engine oil level correctly, if required.
- 8 Place plug (1) onto oil dipstick guide tube (2).



P18.00-2099-11