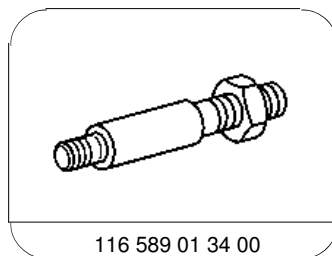


116 589 20 33 00

Impact extractor



116 589 01 34 00

Threaded pin

Left cylinder head


- 2 Guide rail pins



P01.30-2197-01


Right cylinder head



- 1 Tensioning rail bolts
2 Guide rail pins





P01.30-2196-01

Shown on tensioning rail bolts

⚠ Only extract the tensioning rail bolts (1) using the  impact extractor (03) in order to avoid damaging the contact surface on the front cover.

- 1  Screw threaded insert (02) into the tensioning rail bolts (1) and extract the tensioning rail bolts (1) using an  impact extractor (03).

 The guide rail pins (2) are like tensioning rail bolts (1).



P01.30-2195-11