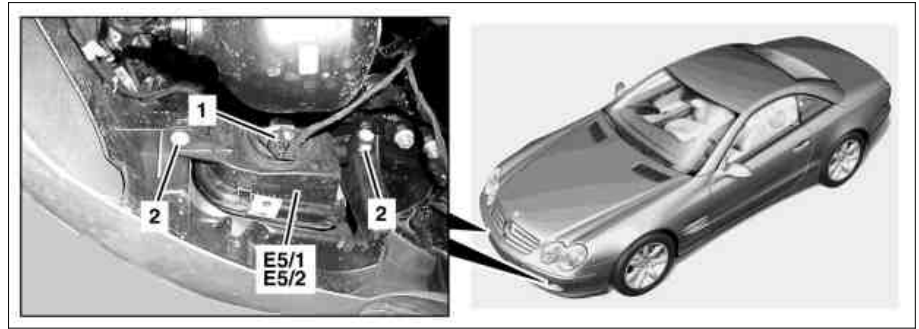


MODEL 230.4 except CODE (P99) "AMG Black Series" special model


Vehicles up to 28.1.08 without code (809)  
Model year 2009

- 1 Electrical connector
- 2 Screw

- E5/1 Left front fog lamp
- E5/2 Right fog lamp



P82.10-2841-04



P82.10-5125-07

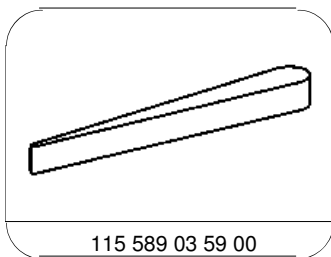
Vehicles as of 29.1.08 or with code (809)  
Model year 2009

- 3 Bolts
- 4 Fog lamp cover

- 5 Electrical connector

- E5/1 Left front fog lamp
- E5/2 Right fog lamp

☒ ☒	Remove/install		
1.1	Remove left front engine compartment paneling or right front engine compartment paneling	For vehicles up to 28.1.08 without code (809) Model year 2009	AR61.20-P-1105R
1.2	Remove center front engine compartment paneling	For vehicles as of 29.1.08 or with code (809) Model year 2009	AR61.20-P-1105R
2	Unclip cover from front fog lamp (4) (arrows)	For vehicles as of 29.1.08 or with code (809) Model year 2009 ☒	*115589035900
3	Remove bolts (2 or 3)		
4	Disconnect electrical connector (1 or 5) and remove left front fog lamp (E5/1) or right front fog lamp (E5/2)		
5	Install in the reverse order		
6	Check the setting of the left front fog lamp (E5/1) or the right front fog lamp (E5/2) and correct if necessary		AP82.10-P-8260R



Long wedge