
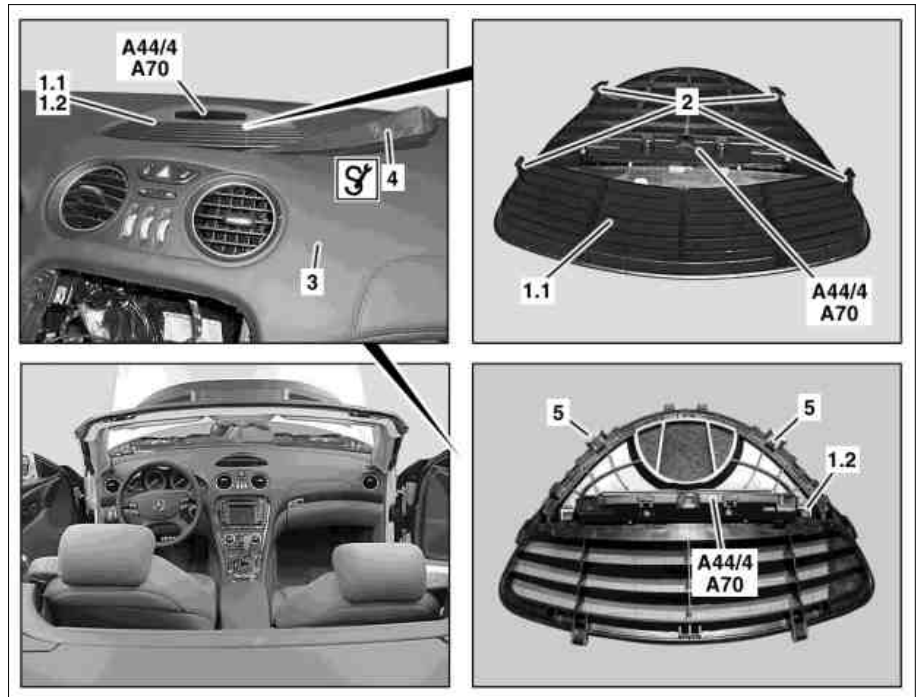







Shown on vehicle without code (P99)  
Special model "AMG Black Series"

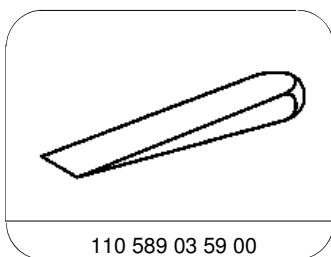
- 1.1 Cover (up to 28.2.06)
- 1.2 Cover (as of 1.3.06)
- 2 Catch hook (up to 28.2.06)
- 3 Instrument panel
- 4  Mounting wedge
- 5 Clamp (as of 1.3.06)

- A44/4 Center dashboard PTS warning indicator (with code (220) Parktronic system (PTS))
- A70 Electronic clock



P68.10-3527-06

 	Remove/install		
1.1	Unclip cover (1.1) on catch hooks (2) from dashboard (3) with mounting wedge (4).	up to 28.2.06	 *110589035900
1.2	Unclip cover (1.2) on clips (5) from dashboard (3) with mounting wedge (4).	As of 1.3.06	 *110589035900
2	Disconnect electrical connector from electronic clock (A70)	 <b>Installation:</b> Adjust time on electronic clock (A70).	
3	Disconnect electrical connector on center dashboard PTS warning indicator (A44/4)	On vehicles with code (220) Parktronic system (PTS)	
4	Take off cover (1)		
5	Install in the reverse order		



110 589 03 59 00

Mounting wedge