

**MODEL 203**

with CODE (326) Telephone holder in front armrest

with CODE (386) Preinstallation for telephone "Handy", UPCI system

**MODEL 209**

with CODE (326) Telephone holder in front armrest


with CODE (386) Preinstallation for telephone "Handy", UPCI system

except CODE (P98) Black Series


**MODEL 209**

with CODE (494) USA version


except CODE (P98) Black Series



P68.20-2732-01



P68.20-2733-01



P68.20-2734-01

**Shown on model 209**

1 Lid

2 Lever  
3 Button  
4 Pins5 Button  
6 Bearing eyes

	<b>Remove</b>		
1	Open cover (1)	Actuate button (3).	
2	Press both levers (2) down	Keep both levers (2) pressed.	
3	Slightly swivel lid (1)	Until button (3) extends again.	
4	Press in pin (4)		
5	Actuate button (5)		
6	Front lid (1)		
	<b>Install</b>		
7	Press both levers (2) down	Keep both levers (2) pressed.	
8	Press in pin (4)	Keep pin (4) pressed.	
9	Actuate button (3)	Release both levers (2) and pin (4)	
10	Release button (3).		
11	Install lid (1) in bearing eyes (6)		
12	Press both levers (2) down		
13	Slightly swivel lid (1)	Until button (3) extends again.	
14	Press both levers (2) further down	Keep both levers (2) pressed.	
15	Press in pin (4)	Keep pin (4) pressed.	
16	Actuate button (5)	Keep button (5) pressed.	
17	Release both levers (2) and pin (4)		
18	Release button (5).		
19	Close lid (1)	until button (5) extends again.	
	<b>Check</b>		
20	Check lid (1) for proper function		