

- Parts list -






| | | | |
|---------------------|--------------------|----------------------|---|
| Mode : | MD mode | Mod. des. overview : | C SEDAN |
| FIN/MD : | WDB 2030611E006669 | Catalog : | 65F |
| VIN : | | Major assembly : | |
| Sales designation : | C 240 | Major assembly MD : | |
| Assortment class : | Car | Group : | 54 - ELECTRICAL EQUIPMENT AND INSTRUMENTS |
| Market : | All | Subgroup : | 121 - ENGINE CABLE HARNESS,BODY MOUNTED |

| Item no. | Part number | Designation/description | Quantity | Version |
|----------|-----------------|--|----------|---------|
| 120 | A 203 540 42 05 | WIRING HARNESS [171, 172] To Chassis: A 269680 To Date: 29/10/2001 | 001 | L |
| 120 | A 203 540 99 09 | WIRING HARNESS ENGINE WIRING HARNESS TO BODY (ENGINE COMPARTMENT) [173, 174, 175, 176] From Chassis: A 269681 From Date: 29/10/2001 | 001 | L |
| 120 | A 203 540 77 13 | WIRING HARNESS ENGINE CABLE HARNESS,BODY MOUNTED [177, 178, 069, 070] From Chassis: A 407464 From Date: 28/06/2002 | 001 | L |
| 120 | A 203 440 97 13 | WIRING HARNESS ENGINE CABLE HARNESS,BODY MOUNTED [073, 074, 183, 184] From Chassis: A 555897 From Date: ... | 001 | L |
| 120 | A 203 540 29 35 | EL. CABLE ENGINE CABLE HARNESS,BODY MOUNTED [198, 186] From Chassis: A 705272 From Date: 15/07/2004 | 001 | L |
| 120 | A 203 440 19 13 | WIRING HARNESS ENGINE CABLE HARNESS,BODY MOUNTED Code: 970 [176] To Chassis: F 299403 To Date: 31/05/2002 | 001 | L |
| 120 | A 203 440 19 13 | WIRING HARNESS ENGINE CABLE HARNESS,BODY MOUNTED Code: 974 [176] To Chassis: F 299403 To Date: 31/05/2002 | 001 | L |
| 120 | A 203 440 19 13 | WIRING HARNESS ENGINE CABLE HARNESS,BODY MOUNTED Code: 975 [176] To Chassis: F 299403 To Date: 31/05/2002 | 001 | L |
| 120 | A 203 440 20 13 | WIRING HARNESS ENGINE CABLE HARNESS,BODY MOUNTED Replaced by: A 203 440 20 13 Code: 970 [178] From Chassis: F 299404 From Date: 31/05/2002 | 001 | L |
| 120 | A 203 440 20 13 | WIRING HARNESS ENGINE CABLE HARNESS,BODY MOUNTED Replaced by: A 203 440 20 13 Code: 974 [178] From Chassis: F 299404 From Date: 31/05/2002 | 001 | L |
| 120 | A 203 440 20 13 | WIRING HARNESS ENGINE CABLE HARNESS,BODY MOUNTED Replaced by: A 203 440 20 13 Code: 975 [178] From Chassis: F 299404 From Date: 31/05/2002 | 001 | L |
| 120 | A 203 440 20 13 | WIRING HARNESS ENGINE CABLE HARNESS,BODY MOUNTED Code: 970 [178] From Chassis: F 299404 From Date: 31/05/2002 | 001 | L |
| 120 | A 203 440 20 13 | WIRING HARNESS ENGINE CABLE HARNESS,BODY MOUNTED Code: 974 [178] From Chassis: F 299404 From Date: 31/05/2002 | 001 | L |
| 120 | A 203 440 20 13 | WIRING HARNESS | 001 | L |

| | | | | |
|-----|-----------------|--|-----|---|
| 120 | A 203 440 20 13 | WIRING HARNESS ENGINE CABLE HARNESS,BODY MOUNTED Code: 975 [178] From Chassis: F 299404 From Date: 31/05/2002 | 001 | L |
| 120 | A 203 540 89 09 | WIRING HARNESS ENGINE WIRING HARNESS TO BODY (ENGINE COMPARTMENT) Code: 494 [199, 172] To Chassis: E 005178 To Date: 31/07/2001 | 001 | L |
| 120 | A 203 540 21 13 | WIRING HARNESS ENGINE WIRING HARNESS TO BODY (ENGINE COMPARTMENT) Code: 494 [200, 201, 174, 202, 024, 025] From Chassis: E 005179 F... | 001 | L |
| 120 | A 203 540 77 13 | WIRING HARNESS ENGINE CABLE HARNESS,BODY MOUNTED Code: 494 [203, 204, 125, 205, 069, 070] From Chassis: E 006091 F... | 001 | L |
| 120 | A 203 440 95 13 | WIRING HARNESS ENGINE CABLE HARNESS,BODY MOUNTED Replaced by: A 203 540 29 35 Code: 494 [073, 074, 206, 100, 101] From Chassis: A 555897 From D... | 001 | L |
| 120 | A 203 540 29 35 | EL. CABLE ENGINE CABLE HARNESS,BODY MOUNTED Code: 494 [073, 074, 206, 100, 101] From Chassis: A 555897 From D... | 001 | L |
| 120 | A 203 540 08 06 | WIRING HARNESS ENGINE WIRING HARNESS TO BODY (ENGINE COMPARTMENT) Code: 423+494 [199, 172] To Chassis: E 005178 To Date: 31/07/2001 | 001 | L |
| 120 | A 203 540 20 13 | WIRING HARNESS ENGINE WIRING HARNESS TO BODY (ENGINE COMPARTMENT) Code: 423+494 [200, 201, 174, 202, 024, 025] From Chassis: E 005179 F... | 001 | L |
| 120 | A 203 540 77 13 | WIRING HARNESS ENGINE CABLE HARNESS,BODY MOUNTED Code: 423+494 [207, 208, 209, 205, 069, 070] From Chassis: E 006091 F... | 001 | L |
| 120 | A 203 440 95 13 | WIRING HARNESS ENGINE CABLE HARNESS,BODY MOUNTED Replaced by: A 203 540 29 35 Code: 423+494 [210, 073, 074, 211, 100, 101] From Chassis: E 016938 F... | 001 | L |
| 120 | A 203 540 29 35 | EL. CABLE ENGINE CABLE HARNESS,BODY MOUNTED Code: 423+494 [210, 073, 074, 211, 100, 101] From Chassis: E 016938 F... | 001 | L |
| 140 | A 037 545 35 28 | . CLUTCH CONTROL MODULE SAM/SRB FRONT, BLACK 6-PIN MCP2.8;N10/1 | 001 | |
| 150 | A 037 545 57 28 | . PIN BUSHING HOUSING CONTROL MODULE SAM/SRB FRONT, BLACK 12-PIN SLK2.8;N10/1 | 001 | |
| 160 | A 037 545 40 28 | . CLUTCH FRONT SAM/SRB CONTROL MODULE, NEUTRAL 10-PIN SLK2.8;N10/1 | 001 | |
| 180 | A 038 545 14 28 | . CLUTCH CONTROL MODULE SAM/SRB FRONT 3-PIN;N10/1 | 001 | |
| 185 | A 037 545 59 28 | . PIN BUSHING HOUSING CAN BUS C 2-PIN MQS;X63/4 | 001 | |
| 190 | A 001 545 49 40 | . PLUG HOUSING CONTROL MODULE SAM/SRB FRONT 28-PIN MQS;N10/1 | 001 | |
| 190 | A 000 545 91 03 | . COVER PART 1 TO 001 5 45 49 40 | 001 | |
| 190 | A 001 545 08 83 | . CAP PART 2 TO 001 545 49 40 | 001 | |
| 200 | A 202 540 59 81 | . PLUG DATA LINK CONNECTOR 16-PIN MT3;X11/4 | 001 | |

| | | | | |
|-----|-----------------|---|-----|---|
| 210 | A 000 546 11 45 | . INSULATING SLEEVE PARKING-BRAKE INSPECTION SWITCH FF6.3;S12 | 001 | L |
| 215 | A 037 545 10 28 | . CLUTCH CONNECTOR SUN SENSOR 4-PIN SLK2.8;X28/26 | 001 | |
| 220 | A 210 540 36 81 | . PIN BUSHING HOUSING POSITION SENSOR ELECTRONIC ACCELERATOR 6-PIN MQS;R25 | 001 | |
| 225 | A 037 545 67 28 | . CLUTCH CONTROL MODULE SAM/SRB FRONT, BLACK 7-PIN MQS/MCP2.8;N10/1 | 001 | |
| 235 | A 037 545 13 28 | . HOUSING CONNECTOR COCKPIT/CLIMATE SENSORS 2-PIN SLK2.8;X85/9 | 001 | L |
| 240 | A 220 545 95 28 | . HOUSING ENGINE CONTROL MODULE 9-PIN; JPT;N3/10 | 001 | L |
| 245 | A 029 545 19 28 | . PLUG HOUSING LAMBDA PROBE PLUG CONNECTOR 8-PIN RK2.5;X35/56 | 001 | L |
| 250 | A 034 545 53 28 | . PIN BUSHING HOUSING WASHER FLUID PUMP HEADLAMPS 2-PIN JPT;M5/2 | 001 | |
| 250 | A 033 545 02 28 | . PIN BUSHING HOUSING WASHER FLUID PUMP 2-PIN JPT;M5/1 | 001 | |
| 255 | A 220 540 06 81 | . PIN BUSHING HOUSING POLLUTANT SENSOR 3-PIN MQS;B31 | 001 | |
| 260 | A 210 540 20 81 | . PIN BUSHING HOUSING BRAKE FLUID MONITORING SWITCH 2-PIN MQS;S11 | 001 | |
| 260 | A 210 540 20 81 | . PIN BUSHING HOUSING WASHER FLUID LEVEL SWITCH 2-PIN MQS;S42 | 001 | |
| 260 | A 210 540 20 81 | . PIN BUSHING HOUSING CONNECTOR WASHER NOZZLE HEATER HOSE 2-PIN MQS;X88/7 | 004 | |
| 260 | A 210 540 20 81 | . PIN BUSHING HOUSING SENSOR OF OUTSIDE TEMPERATURE INDICATOR 2-PIN MQS;B14 | 001 | |
| 265 | A 210 540 43 81 | . SOCKET HOUSING COOLANT PRESSURE/TEMPERATURE SENSOR 4-PIN MQS;B12/2 | 001 | |
| 270 | A 036 545 59 28 | . CLUTCH FOG LAMPS, LEFT AND RIGHT 2-PIN SLK 2.8;E5/1; E5/2 | 002 | |
| 275 | A 037 545 14 28 | . HOUSING COCKPIT MOTOR PLUG-IN CONNECTOR 2-PIN SLK2.8;X18/28 | 001 | |
| 280 | A 220 545 03 29 | . PIN BUSHING HOUSING COOLER BLOWER 4-PIN SLK2.8, LSK8;M4/7 | 001 | |
| 285 | A 011 545 01 28 | . PIN BUSHING HOUSING CIRCULATION PUMP 2-PIN RK4;M13 | 001 | |
| 290 | A 220 545 46 28 | . PIN BUSHING HOUSING LAMP UNIT LEFT AND RIGHT 5-PIN SLK2.8;E1; E2 [084, 085, 086] To Chassis: A 974999 To Date: 30/06/2007 | 002 | |
| 300 | A 203 540 04 81 | . PLUG HOUSING ENGINE HOOD CONTACT FOR ANTI-THEFT ALARM SYSTEM 2-PIN MQS;S62 | 001 | |
| 310 | A 168 540 01 81 | . SOCKET HOUSING COOLING WATER LEVEL SENDER UNIT 2 PIN MQS;S41 | 003 | L |
| 313 | A 003 545 13 01 | . FUSE BOX FUSE BOX, INTERIOR, RED COD. A SPT;F34 | 001 | |
| 315 | N 072581 000303 | . FUSE LINK 7.5A | NB | |
| 320 | A 005 545 72 28 | . SOCKET HOUSING SINGLE PIN, FANFARE HORN WHEEL HOUSE 1-PIN FF6.3;H2; H2/1 [214] To Chassis: R 033012 To Date: 30/09/2001 | 004 | |

| | | | | |
|-----|-----------------|--|-----|---|
| 320 | A 000 546 14 45 | . INSULATING SLEEVE SINGLE PIN, FANFARE HORN WHEEL HOUSE FF6.3;H2; H2/1 [173, 174, 215] From Chassis: A 269681 From Date: 29/10/2001 | 004 | |
| 323 | A 002 540 59 81 | . CLUTCH CENTRAL GATEWAY CONTROL MODULE 10-PIN MQS;N93 | 001 | |
| 330 | A 005 545 54 26 | . PIN BUSHING HOUSING SHUTOFF VALVE ACTIVATED-CARBON FILTER Y58/1 | 001 | L |
| 333 | A 030 545 28 28 | . SOCKET HOUSING CONNECTOR CAN DATABUS 2-PIN MQS;X30/7 | 001 | |
| 340 | A 022 545 51 28 | . PIN BUSHING HOUSING KICK-DOWN SWITCH 2-PIN;S16/7 | 001 | |
| 350 | A 037 545 63 28 | . PIN BUSHING HOUSING CAN C CONNECTOR 3-PIN MQS;X63/4 | 001 | |
| 360 | A 037 545 11 28 | . PLUG HOUSING CONNECTOR WASHER NOZZLE HEATER 2-PIN SLK2.8;X88/11 | 001 | |
| 370 | A 168 545 01 28 | . CLUTCH CONTROL MODULE SAM/SRB FRONT, BLACK 1-PIN SLK8;N10/1 | 001 | |
| 385 | A 168 545 06 28 | . PLUG HOUSING COMMON-RAIL CONTROL MODULE 9-PIN JPT;N3/9 | 001 | |
| 400 | A 168 545 09 28 | . HOUSING MOTRONIC CONTROL UNIT 40-PIN; MQS;N3/10 | 001 | |
| 410 | A 013 545 76 26 | . CONTACT BUSHING 0.5-1.0 MM2 MCP2.8 | NB | |
| 410 | A 013 545 78 26 | . CONTACT BUSHING 1.5-2.5 MM2 MCP2.8 | NB | |
| 420 | A 013 545 15 26 | . CONTACT SPRING 0.75-1.0 MM2 SLK2.8 | NB | |
| 420 | A 013 545 16 26 | . CONTACT SPRING 1.5-2.5 MM2 SLK2.8 | NB | |
| 430 | A 000 540 58 05 | . REP.SET CONTACT 6.0 MM2 LSK8 [216] CONNECTORS MUST ALSO BE ORDERED IN ACC. WITH THE TOTAL... | NB | |
| 440 | A 014 545 21 26 | . CONTACT SPRING 16-25 MM2 | NB | |
| 445 | A 003 545 02 26 | . CONTACT SPRING PARKING BRAKE INSPECTION SWITCH 0.5-1.5 MM2;S12 | 002 | |
| 450 | A 000 540 45 05 | . REP.SET CONTACT 0.5 MM2 MQS [216] CONNECTORS MUST ALSO BE ORDERED IN ACC. WITH THE TOTAL... | NB | |
| 450 | A 000 540 46 05 | . REP.SET CONTACT 0.75 MM2 MQS [216] CONNECTORS MUST ALSO BE ORDERED IN ACC. WITH THE TOTAL... | NB | |
| 455 | A 000 540 09 66 | . LAMP SOCKET LEFT POSITION LAMP E6/1 | 002 | |
| 455 | A 000 540 09 66 | . LAMP SOCKET RIGHT POSITION LAMP E6/2 | 002 | |
| 460 | A 005 545 85 26 | . CONTACT SPRING 0.35-0.5 MM2 MT3 | NB | |
| 480 | A 000 546 83 40 | . SOCKET 0.5-1.0 MM2 FF6.3 | NB | |
| 490 | A 000 540 25 05 | . REP.SET CONTACT 0.5 MM2 MQS | NB | |
| 530 | A 000 540 38 05 | . REP.SET CONTACT 0.75 MM2 SLK2.8 [216] CONNECTORS MUST ALSO BE ORDERED IN ACC. WITH THE TOTAL... | NB | |
| 530 | A 000 540 39 05 | . ELECTRICAL LINE 1.5 MM2 SLK2.8 [216] CONNECTORS MUST ALSO BE ORDERED IN ACC. WITH THE TOTAL... | NB | |
| 530 | A 000 540 40 05 | . REP.SET CONTACT 2.5 MM2 SLK [216] CONNECTORS MUST ALSO BE ORDERED IN ACC. WITH THE TOTAL... | NB | |
| 530 | A 000 545 76 80 | . GASKET 2.2-3.0 MM | NB | |
| 530 | A 001 545 03 80 | . GASKET 3.2-3.6 MM;2.8-3.6MM2 | NB | |

| | | | | |
|-------|-----------------|---|-----|---|
| 540 | A 000 545 66 26 | . PIN BUSHING 1.0 - 2.5 MM2  [171, 172, 214] To Chassis: A 269680 To Date: 29/10/2001 | NB | |
| 540 | A 003 546 92 40 | . SOCKET 1.5-2.5 MM2 FF6.3  [173, 174, 215] From Chassis: A 269681 From Date: 29/10/2001 | NB | |
| 550 | A 003 545 06 26 | . ROUND PIN BUSHING 0.35-2.5 MM2 RK2.5 | NB | L |
| 570 | A 000 540 23 05 | . REP.SET CONTACT 0.5 MM2 MQS  [216] CONNECTORS MUST ALSO BE ORDERED IN ACC. WITH THE TOTAL... | NB | |
| 570 | A 000 540 24 05 | . REP.SET CONTACT 0.75 MM2 MQS  [216] CONNECTORS MUST ALSO BE ORDERED IN ACC. WITH THE TOTAL... | NB | |
| 570 | A 000 545 69 80 | . GASKET 1.4-1.9 MM | NB | |
| 580 | A 005 545 68 26 | . CONTACT SPRING 0.5-1.0 MM2 JPT | NB | |
| 580 | A 000 545 28 39 | . CORE BUNDLE SEALING 0.5-1.0 MM | NB | |
| 600 | A 011 545 84 26 | . CONTACT SPRING 0.5-1.0 MM2 SPT | NB | |
| 680 | A 203 997 05 81 | . GROMMET | NB | |
| 690 | A 129 997 47 81 | . GROMMET 7-12MM2 | NB | |
| 690 | A 129 997 46 81 | . GROMMET 12-18MM | NB | L |
| 700 | A 011 545 81 26 | . CONTACT SPRING 0.5-1.0 MM2 JPT | NB | L |
| 705 | A 003 545 18 26 | . CONTACT SPRING 1.5-2.5 MM2 JPT Replaced by: A 004 545 53 26 | NB | |
| 705 | A 004 545 53 26 | . CONTACT SPRING 1.5-2.5 MM2 JPT | NB | |
| 710 | A 009 545 28 26 | . ROUND PIN BUSHING 0.5-1.0 MM2 RK2.5 | NB | L |
| 720 | A 035 545 73 28 | . FLAT PLUG TERMINAL 0.5-1.0 MM2 SLK2.8 | NB | |
| 730 | A 000 540 36 05 | . REP.SET CONTACT 4.0 MM2  [216] CONNECTORS MUST ALSO BE ORDERED IN ACC. WITH THE TOTAL... | NB | |
| 740 | A 003 545 26 26 | . ROUND PIN BUSHING 0.35-4.0 MM2 RK4 | NB | |
| 770 | A 000 545 87 80 | . BLIND PLUG BLUE | NB | |
| ----- | A 000 545 87 80 | . BLIND PLUG BLUE | NB | |
| 780 | A 000 545 80 80 | . GASKET | NB | |
| 820 | A 203 545 03 01 | . FUSE BOX JUMP-STARTING POINT | 001 | |
| 824 | A 203 545 08 03 | . . COVER FUSES | 001 | |
| 825 | A 203 545 10 03 | . . COVER JUMP-STARTING POINT | 001 | |
| 826 | A 203 545 08 03 | . . COVER FUSES | 001 | |
| 860 | A 203 546 18 43 | . BRACKET CABLE GUIDE COVERING | NB | L |