

Document number: pe54.65-p-2101-97fa

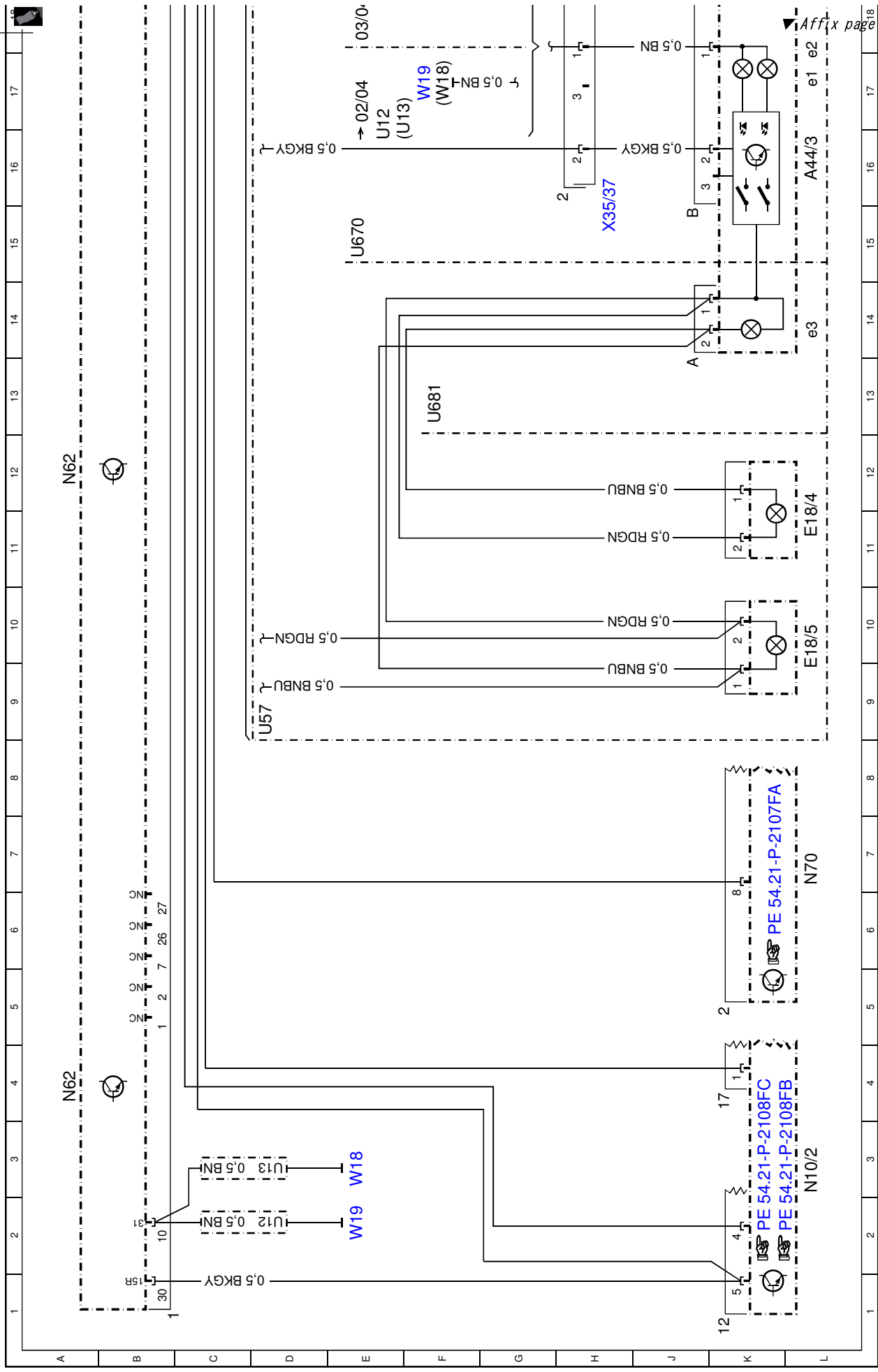
Document title: Wiring diagram for Parktronic system (PTS) control unit

Position:

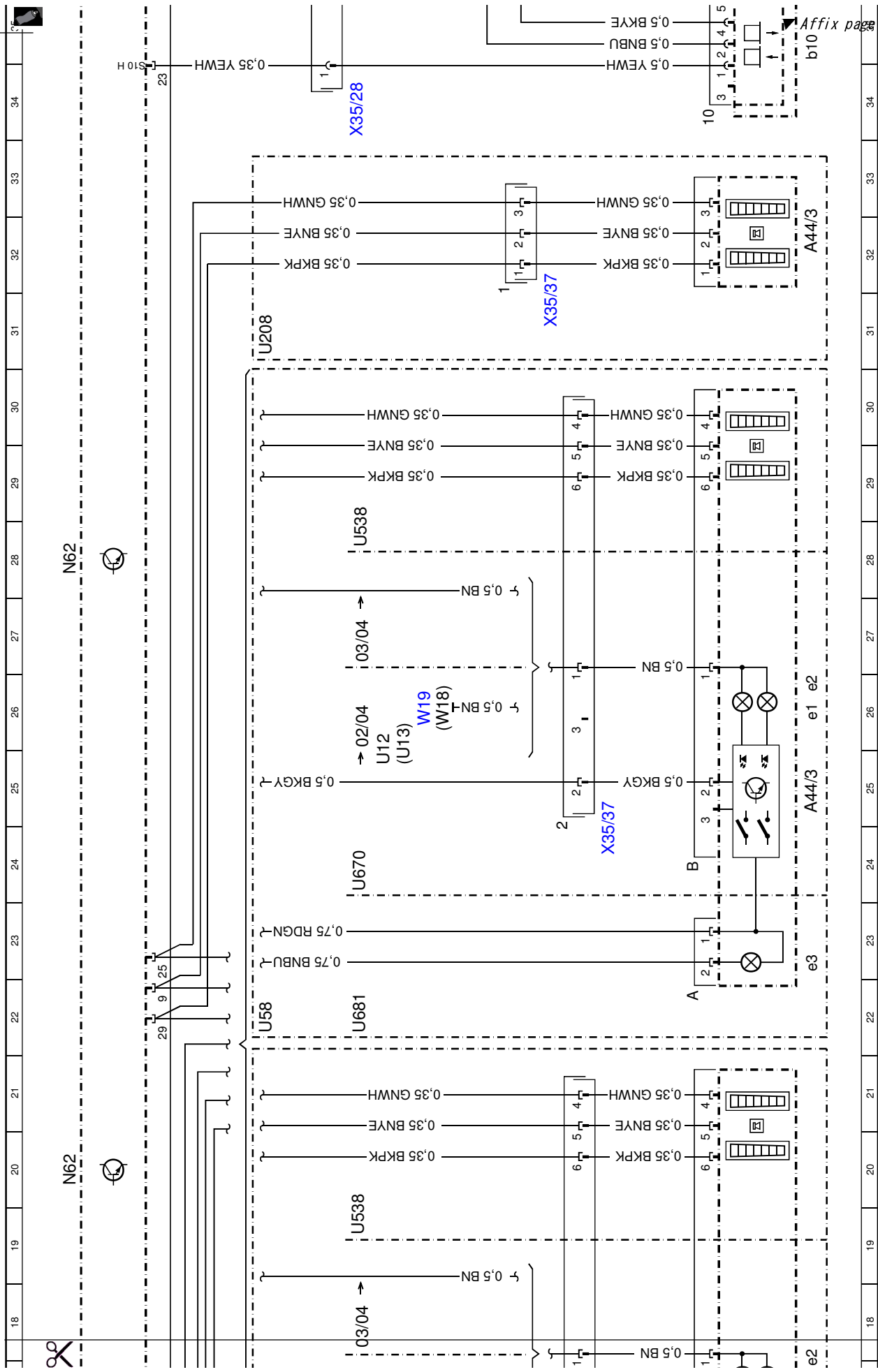
Designation:

Code:

A0	Color code key
A42	Front bumper PTS sensor unit
A42b1	Left outer sensor, front bumper
A42b2	Center left sensor, front bumper
A42b3	Left inner sensor, front bumper
A42b4	Right inner sensor, front bumper
A42b5	Center right sensor, front bumper
A42b6	Right outer sensor, front bumper
A43	Rear bumper PTS sensor unit
A43b10	Left outer sensor
A43b7	Right outer sensor, rear bumper
A43b8	Right inner sensor
A43b9	Left inner sensor
A44/3	Rear PTS warning indicator dome lamp
A44/3	Rear PTS warning indicator dome lamp
A44/3	Rear PTS warning indicator dome lamp
A44/3e1	Reading lamp 1
A44/3e1	Reading lamp 1
A44/3e2	Reading lamp 2
A44/3e2	Reading lamp 2
A44/3e3	Dome lamp
A44/3e3	Dome lamp
A44/4	PTS warning indicator, center of instrument panel
E18/4	Right luggage compartment lamp
E18/5	Left luggage compartment lamp
N10/2	Rear SAM control unit with fuse and relay module
N62	PTS control unit
N62	PTS control unit
N62	PTS control unit
N62	PTS control unit
N62	PTS control unit
N62	PTS control unit
N62	PTS control unit
N62	PTS control unit
N70	Overhead control panel control unit
U12	Valid for left-hand drive vehicles
U12	Valid for left-hand drive vehicles
U12	Valid for left-hand drive vehicles
U12	Valid for left-hand drive vehicles

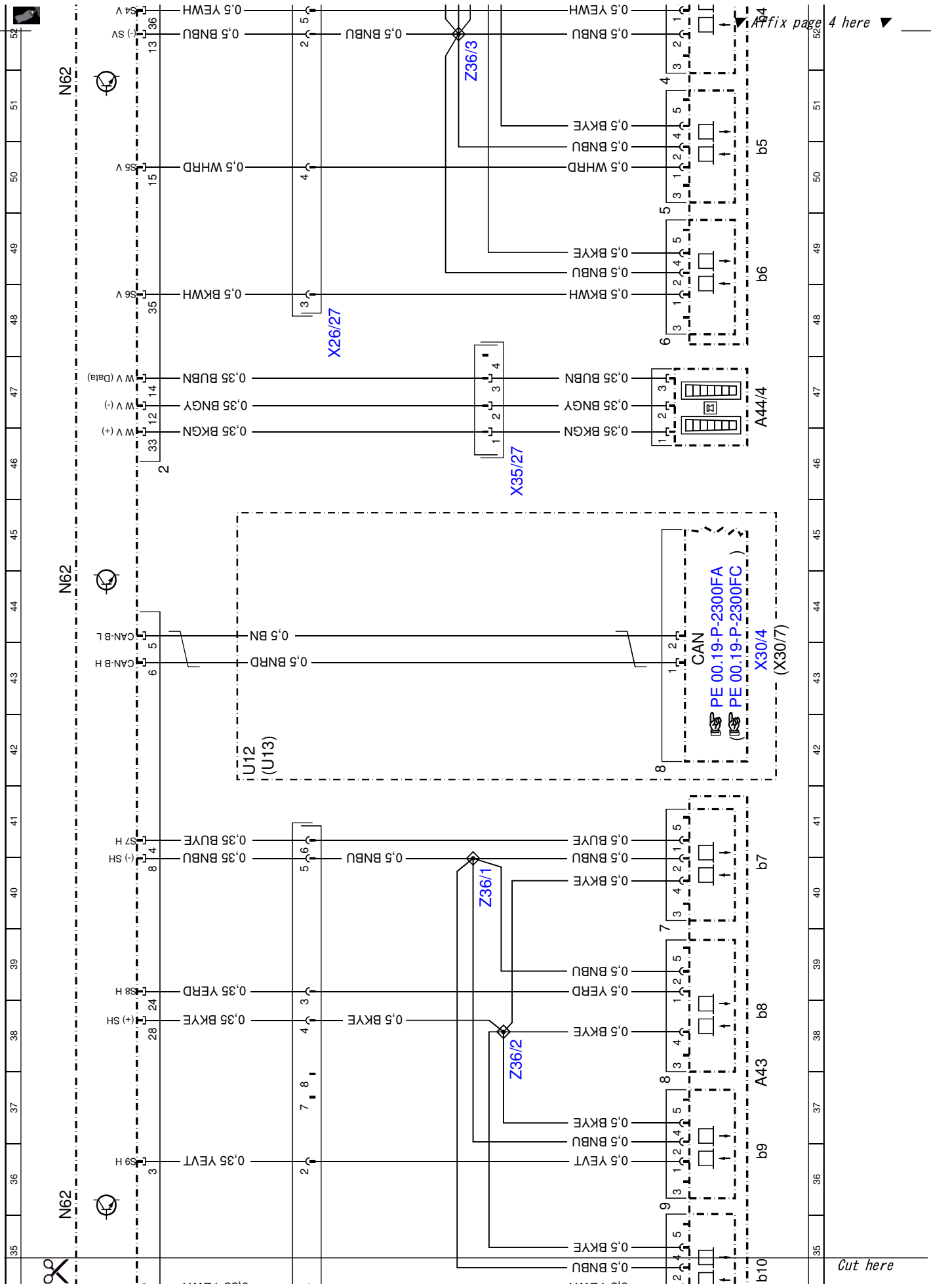


▼ Affix page 2 here ▼



Cut here

3 here



Affix page 4 here ▼

Cut here

