



MODEL 203

Shown on model 203 with selector lever for automatic transmission

- 1 Gearshift lever paneling
- 2 Shift lever cover
- 3 Clutches






P68.20-2203-01

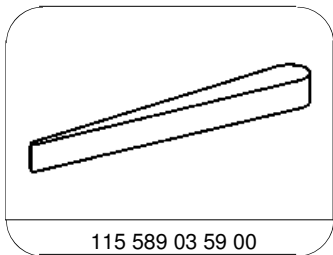


P68.20-2204-01

Modification notes

29.5.06	"Disconnect/connect ground line on battery" removed		
---------	---	--	--

 	Remove/install		
1	Unclip gearshift lever paneling (1) out of gearshift lever cover (2) with long wedge	 Long wedge	*115589035900
2	Pull shift lever covering (1) upward		
3	Unclip gearshift lever cover (2) (arrows)		
4	Disconnect connectors (3) from rear of shift lever cover (2)		
5	Remove gearshift lever cover (2)		
6	Install in the reverse order		



115 589 03 59 00

Long wedge