







## - Parts list -





Mode :	MD mode	Mod. des. overview :	C SEDAN
FIN/MD :	WDB 2030611E006669	Catalog :	65F
VIN :		Major assembly :	
Sales designation :	C 240	Major assembly MD :	
Assortment class :	Car	Group :	88 - ATTACHMENT PARTS
Market :	All	Subgroup :	075 - REAR BUMPER

Item no.	Part number	Designation/description	Quantity	Version
10	A 203 885 08 25	<b>PANELING</b> REAR BUMPER <input type="checkbox"/> [012, 004, 005, 006, 420] To Chassis: E 019386 To Date:...	001	
10	A 203 885 16 25	<b>PANELING</b> REAR BUMPER Code: -772+954 <input type="checkbox"/> [012, 004, 005, 006, 420] To Chassis: E 019386 To Date:...	001	
10	A 203 885 16 25	<b>PANELING</b> REAR BUMPER Code: -772 <input type="checkbox"/> [036, 014, 015, 016, 420] From Chassis: E 016938 From D...	001	
10	A 203 885 38 25	<b>PANELING</b> REAR BUMPER Code: -772+949 <input type="checkbox"/> [012, 004, 005, 006, 420] To Chassis: E 019386 To Date:...	001	
10	A 203 885 39 25	<b>PANELING</b> REAR BUMPER Code: -772+949 <input type="checkbox"/> [036, 014, 015, 016, 420, 037] From Chassis: E 016938 F...	001	
10	A 203 885 39 25	<b>PANELING</b> REAR BUMPER Code: -772+949+954 <input type="checkbox"/> [420, 037] TO BE PAINTED PRIOR TO INSTALLATION	001	
10	A 203 885 21 25	<b>PANELING</b> REAR BUMPER Code: 772 <input type="checkbox"/> [420] TO BE PAINTED PRIOR TO INSTALLATION	001	
10	A 203 885 58 25	<b>PANELING</b> REAR BUMPER Code: 772+950 <input type="checkbox"/> [042, 043, 044, 045, 420] To Chassis: E 024881 To Date:...	001	
10	A 203 885 58 25	<b>PANELING</b> REAR BUMPER Code: 264+772+949 <input type="checkbox"/> [042, 043, 044, 045, 420] To Chassis: E 024881 To Date:...	001	
10	A 203 885 58 25	<b>PANELING</b> REAR BUMPER Code: 772+950 <input type="checkbox"/> [046, 047, 048, 049, 420] From Chassis: E 019450 From D...	001	
10	A 203 885 58 25	<b>PANELING</b> REAR BUMPER Code: 772+949 <input type="checkbox"/> [046, 047, 048, 049, 420] From Chassis: E 019450 From D...	001	
10	A 203 885 58 25	<b>PANELING</b> REAR BUMPER Code: 772+P85 <input type="checkbox"/> [420] TO BE PAINTED PRIOR TO INSTALLATION	001	
10	A 203 885 58 25	<b>PANELING</b> REAR BUMPER Code: 772+950+P85 <input type="checkbox"/> [420] TO BE PAINTED PRIOR TO INSTALLATION	001	
10	A 203 885 58 25	<b>PANELING</b>	001	

10	A 203 885 58 25	<b>PANELING</b> REAR BUMPER Code: 772+949+P85 ☐ [420] TO BE PAINTED PRIOR TO INSTALLATION	001
30	A 203 885 25 21	<b>PROTECTIVE STRIP</b> REAR LEFT Code: -772 ☐ [922] Color footnote	001
30	A 203 885 25 21	<b>PROTECTIVE STRIP</b> REAR LEFT Code: -772+953 ☐ [922] Color footnote	001
30	A 203 885 27 21	<b>PROTECTIVE STRIP</b> REAR LEFT Code: -809+955/-809+954/-809+77... ☐ [923] Color footnote	001
40	A 203 885 26 21	<b>PROTECTIVE STRIP</b> REAR RIGHT Code: -772 ☐ [924] Color footnote	001
40	A 203 885 26 21	<b>PROTECTIVE STRIP</b> REAR RIGHT Code: -772+953 ☐ [924] Color footnote	001
40	A 203 885 28 21	<b>PROTECTIVE STRIP</b> REAR RIGHT Code: 955/954/772/772+953 ☐ [925] Color footnote	001
50	A 203 885 00 21	<b>PROTECTIVE STRIP</b> CENTRAL REAR Code: -772 ☐ [926] Color footnote	001
50	A 203 885 00 21	<b>PROTECTIVE STRIP</b> CENTRAL REAR Code: -772+953 ☐ [926] Color footnote	001
50	A 203 885 29 21	<b>PROTECTIVE STRIP</b> CENTRAL REAR Code: 954/955/772/772+953 ☐ [927] Color footnote	001
50	A 203 885 06 21	<b>PROTECTIVE STRIP</b> CENTRAL REAR Code: -772+220 ☐ [928] Color footnote	001
50	A 203 885 06 21	<b>PROTECTIVE STRIP</b> CENTRAL REAR Code: -772+220+953 ☐ [928] Color footnote	001
50	A 203 885 30 21	<b>PROTECTIVE STRIP</b> CENTRAL Code: 220+955/220+954/220+772/2... ☐ [929] Color footnote	001
60	A 203 885 05 37	<b>ENERGY-ABSORBING UNIT</b> CENTRAL	001
65	A 203 885 06 37	<b>ENERGY-ABSORBING UNIT</b> CENTRAL Code: 460+494/264+460	001
65	A 203 885 51 37	<b>ENERGY-ABSORBING UNIT</b> CENTRAL Code: 772/264+772/772+835 ☐ [014, 015, 016] From Chassis: A 555897 From Date: 30/06...	001
65	A 203 885 52 37	<b>ENERGY-ABSORBING UNIT</b> CENTRAL Code: 264+460+772/040+264+460+7... ☐ [014, 015, 016] From Chassis: A 555897 From Date: 30/06...	001
70	A 203 885 07 37	<b>ENERGY-ABSORBING UNIT</b> LEFT Code: 460/040+460	001
70	A 203 885 53 37	<b>ENERGY-ABSORBING UNIT</b> LEFT <b>Replaced by:</b> A 203 885 07 37 Code: 460+772/040+460+772	001

70	A 203 885 07 37	<b>ENERGY-ABSORBING UNIT</b> LEFT Code: 460+772/040+460+772	001
75	A 203 885 08 37	<b>ENERGY-ABSORBING UNIT</b> RIGHT Code: 460/040+460	001
75	A 203 885 08 37	<b>ENERGY-ABSORBING UNIT</b> RIGHT Code: 460+772/040+460+772	001
80	A 168 885 00 69	<b>INTERMEDIATE PIECE</b> TO ENERGY-ABSORBING UNIT Code: 772 ☐ [005, 006] To Chassis: F 593966 To Date: 31/05/2004 ...	001
90	A 203 885 02 65	<b>INTERIOR PART</b> REAR BUMPER ☐ [409] TO BE ADAPTED DURING ASSEMBLY	001
100	A 203 885 01 26 9999	<b>FLAP</b> TOW-HOOK ☐ [004, 005, 006, 930] Color footnote	001
100	A 203 885 04 26	<b>FLAP</b> TOW-HOOK Code: 954 ☐ [004, 005, 006, 915] Color footnote	001
100	A 203 885 04 26	<b>FLAP</b> TOW-HOOK Code: 954 ☐ [004, 005, 006, 931] Color footnote	001
100	A 203 885 04 26	<b>FLAP</b> TOW-HOOK ☐ [014, 015, 050, 915] Color footnote	001
100	A 203 885 04 26	<b>FLAP</b> TOW-HOOK ☐ [014, 015, 050, 931] Color footnote	001
100	A 203 885 07 26	<b>FLAP</b> TOW-HOOK Code: 772 ☐ [420] TO BE PAINTED PRIOR TO INSTALLATION	001
100	A 203 885 10 26	<b>FLAP</b> TOW-HOOK Code: 772+949 ☐ [420] TO BE PAINTED PRIOR TO INSTALLATION	001
100	A 203 885 10 26	<b>FLAP</b> TOW-HOOK Code: 772+950 ☐ [420] TO BE PAINTED PRIOR TO INSTALLATION	001
105	A 220 885 00 59	<b>REBOUND STRAP</b> FLAP FOR TOW HOOK Code: 772	001
120	A 203 885 01 14	<b>BRACKET</b> LEFT Code: -772 ☐ [004, 005, 006] To Chassis: A 666024 To Date: 30/04/200...	001
120	A 203 885 11 14	<b>BRACKET</b> LEFT Code: -772+954 ☐ [004, 005, 006] To Chassis: A 666024 To Date: 30/04/200...	001
120	A 203 885 11 14	<b>BRACKET</b> LEFT Code: -772 ☐ [014, 015, 016] From Chassis: A 555897 From Date: 30/06...	001
120	A 203 885 01 14	<b>BRACKET</b> LEFT Code: 772	001
130	A 203 885 02 14	<b>BRACKET</b> RIGHT Code: -772 ☐ [004, 005, 006] To Chassis: A 666024 To Date: 30/04/200...	001
130	A 203 885 12 14	<b>BRACKET</b> RIGHT Code: -772+954 ☐ [004, 005, 006] To Chassis: A 666024 To Date: 30/04/200...	001

130	A 203 885 12 14	<b>BRACKET</b> RIGHT Code: -772  [014, 015, 016] From Chassis: A 555897 From Date: 30/06...	001
130	A 203 885 02 14	<b>BRACKET</b> RIGHT Code: 772	001
150	A 203 885 31 21	<b>RAIL</b> LEFT	001
155	A 003 990 94 97	<b>BLIND RIVET</b> RAIL ATTACHMENT,LEFT	002
160	A 203 885 32 21	<b>RAIL</b> RIGHT	001
165	A 003 990 94 97	<b>BLIND RIVET</b> RAIL ATTACHMENT,RIGHT	002
170	A 203 610 09 14	<b>CROSS MEMBER</b> REAR Code: -550  [033, 034, 035] To Chassis: A 974999 To Date: 30/06/200...	001
170	A 203 610 02 14	<b>CROSS MEMBER</b> REAR Code: 460	001
180	N 304017 006020	<b>HEXAGON HEAD BOLT</b> INTERIOR PART MOUNTING M6X20	004
185	N 000125 006421	<b>WASHER</b> INTERIOR PART MOUNTING <b>Replaced by:</b> N 000125 006449 Code: -772	004
185	N 000125 006449	<b>WASHER</b> INTERIOR PART MOUNTING Code: -772	004
185	N 000125 006421	<b>WASHER</b> INTERIOR PART MOUNTING <b>Replaced by:</b> N 000125 006449 Code: 772	008
185	N 000125 006449	<b>WASHER</b> INTERIOR PART MOUNTING Code: 772	008
190	N 000000 000548	<b>TAPPING SCREW</b> INTERIOR PART MOUNTING 4.8X16	002
200	N 000000 000528	<b>TAPPING SCREW</b> PROTECTIVE RAIL TO PANELLING 4.8X16	002
210	A 140 994 13 45	<b>FUSE</b> PROTECTIVE RAIL TO PANELLING	002
210	A 004 994 45 45	<b>CLIP-TYPE NUT</b> PROTECTIVE RAIL TO PANELLING Code: 772	002
220	A 000 990 54 92 9051	<b>EXPANSION RIVET</b> TRIM PANEL TO SIDE WALL 6 MM Code: -772  [919] Color footnote	004
220	A 000 990 54 92 9051	<b>EXPANSION RIVET</b> TRIM PANEL TO SIDE WALL 6 MM Code: 772  [919] Color footnote	002
220	A 000 990 54 92 9051	<b>EXPANSION RIVET</b> PANELLING TO SUPPORT 6 MM  [919] Color footnote	004
220	A 000 990 54 92 9051	<b>EXPANSION RIVET</b> ANTENNA AT BRACKET 6 MM Code: 855/349/329/264  [919] Color footnote	004
225	A 003 990 94 97	<b>BLIND RIVET</b> PANELLING TO SUPPORT Code: 772	002
230	A 004 994 38 45	<b>FUSE</b> TRIM PANEL TO SIDE WALL	006
----	A 011 988 70 78	<b>CLIP</b> TRIM PANEL TO SIDE WALL Code: 772	004
240	A 002 994 39 45	<b>SHEET METAL NUT</b> TRIM PANEL TO SIDE WALL Code: -772	002

250	A 201 990 02 40	<b>WASHER</b> AT BUMPER	002
----	A 000 988 28 82	<b>EYE</b> AT INNER MEMBER	004
260	A 008 990 56 01	<b>BOLT</b> BUMPER TO SIDE WALL 6.3X22	002
260	N 000000 000543	<b>TAPPING SCREW</b> BUMPER TO WHEELHOUSE 6.3X19	004
270	A 002 994 61 45	<b>FUSE</b> BUMPER TO SIDE WALL	002
280	A 414 990 00 51	<b>NUT</b> MOUNTING BUMPER M6	002
290	N 910104 010001	<b>NUT-AND-WASHER ASSEMBLY</b> BUMPER TO REAR WALL M10	006
295	A 202 333 04 76	<b>WASHER</b> BUMPER TO REAR WALL Code: -287	002
300	A 004 994 52 45	<b>FUSE</b> INTERIOR PART MOUNTING Code: 772	002
320	A 003 990 94 97	<b>BLIND RIVET</b> INTERIOR PART MOUNTING Code: 772	006
400	A 001 542 74 18 9999	<b>DISTANCE SENSOR</b> PARKTRONIC SYSTEM <b>Replaced by:</b> A 004 542 87 18 9999 Code: 220  [007, 010, 011, 420, 920] Color footnote	004
400	A 004 542 87 18	<b>DISTANCE SENSOR</b> PARKTRONIC SYSTEM Code: 220  [007, 010, 011] To Chassis: A 974999 To Date: 30/06/2007	004
410	A 168 885 00 67	<b>HOUSING</b> PARKTRONIC SYSTEM Code: 220	004
420	A 203 540 01 06	<b>WIRING HARNESS</b> PARKTRONIC SYSTEM Code: 220  [033, 034, 035] To Chassis: A 974999 To Date: 30/06/200...	001
422	A 001 545 52 40	<b>. PLUG HOUSING</b> REAR BUMPER 6-PIN MQS;	001
424	A 000 545 95 03	<b>. COVER</b> TO A 001 545 52 40	001
426	A 032 545 40 28	<b>. FLAT PLUG TERMINAL</b> 0.5-1.0 MM2 MCP6.3;AMP	NB
430	A 000 542 05 51	<b>SPACER RING</b> PARKTRONIC SYSTEM Code: 220  [921] Color footnote	004
440	A 005 988 35 78	<b>CLIP</b> CABLE HARNESS TO SUPPORT 15 X 14.5 MM Code: 220	004
440	A 005 988 35 78	<b>CLIP</b> ANTENNA CABLE 15 X 14.5 MM Code: 855/329/349/359	002
----	A 011 988 71 78	<b>CLIP</b> LINE ATTACHMENT Code: 220+772	001
----	A 011 988 71 78	<b>CLIP</b> LINE ATTACHMENT Code: 220+772+855/220+349+772/2...	005
----	A 011 988 71 78	<b>CLIP</b> LINE ATTACHMENT Code: 772+855/349+772/329+772/3...	004
500	A 203 889 09 95	<b>INTERMEDIATE LAYER</b> REAR LEFT	001
500	A 203 889 10 95	<b>INTERMEDIATE LAYER</b> REAR RIGHT	001