

**Document number:**

pe54.21-p-2108-97fc

**Document title:**

Wiring diagram of rear SAM control unit with fuse and relay module (N10/2)

**Position:**

**Designation:**

**Code:**

A0	Color code key	
A2/10	TV tuner (MOST)	
A2/42	TV tuner	
A2/71	Amplifier module 1, window antenna	
A2/71	Amplifier module 1, window antenna	
A2/71	Amplifier module 1, window antenna	
A2/71	Amplifier module 1, window antenna	
A2/72	Amplifier module 2, window antenna	
A35/11	Voice control system control unit	
A44/3	Rear PTS warning indicator dome lamp	
A44/3e1	Reading lamp 1	
A44/3e2	Reading lamp 2	
E15/3	Rear dome lamp	
E15/3e1	Left reading lamp	
E15/3e2	Right reading lamp	
E3	Left taillamp	
E3e1	Left turn signal lamp	
E3e2	Left taillamp and parking lamp	
E3e3	Left backup lamp	
E3e4	Left stop lamp	
E3e5	Left rear fog lamp	
E4	Right taillamp	
E4e1	Right turn signal lamp	
E4e2	Right taillamp and parking lamp	
E4e3	Right backup lamp	
E4e4	Right stop lamp	
E4e5	Right rear fog lamp	
E6/3	Left rear side-marker lamp USA	
E6/4	Right rear side-marker lamp USA	
F32	Front prefuse	
F32f2	Prefuse 2	
K18/4	Left front seat belt comfort solenoid	
K18/5	Right front seat belt comfort solenoid	
K74	Heated rear window relay	
M14/10	Fuel filler flap GL [ZV] motor	
M24	Rear roller blind motor	
N10/2	Rear SAM control unit with fuse and relay module	
N10/2	Rear SAM control unit with fuse and relay module	
N10/2	Rear SAM control unit with fuse and relay module	



**Document number:** pe54.21-p-2108-97fc

**Document title:** Wiring diagram of rear SAM control unit with fuse and relay module (N10/2)

**Code:**                                    **Designation:**                                    **Position:**

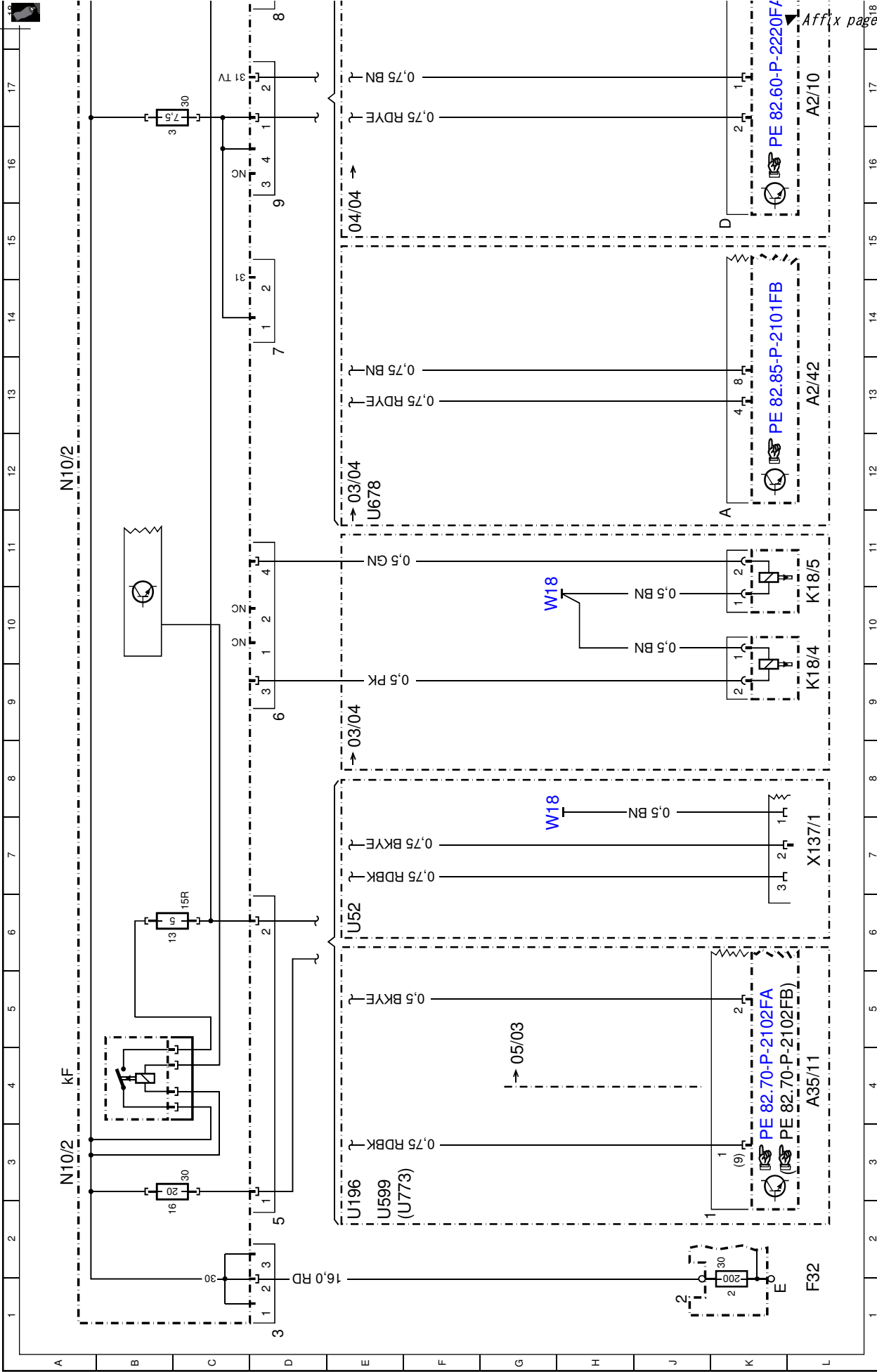
U208	Valid for model 203. 7	
U46	Valid for rear roller blind	
U52	Valid for Japan	
U52	Valid for Japan	
U538	Valid for Parktronic System	
U538	Valid for Parktronic System	
U57	Valid for model 203. 2	
U57	Valid for model 203. 2	
U57	Valid for model 203. 2	
U57	Valid for model 203. 2	
U57	Valid for model 203. 2	
U58	Valid for model 203. 0	
U58	Valid for model 203. 0	
U58	Valid for model 203. 0	
U58	Valid for model 203. 0	
U58	Valid for model 203. 0	
U599	Valid for D2B	
U670	Valid for reading lamps	
U670	Valid for reading lamps	
U670	Valid for reading lamps	
U670	Valid for reading lamps	
U670	Valid for TV ECE and USA	
U678	Valid for TV ECE and USA	
U773	Valid for MOST	
W18	Ground (left front seat crossmember)	
W18	Ground (left front seat crossmember)	
W18	Ground (left front seat crossmember)	
W18	Ground (left front seat crossmember)	
W18	Ground (left front seat crossmember)	
W18	Ground (left front seat crossmember)	
W18	Ground (left front seat crossmember)	
W19	Ground (right front seat crossmember)	
W19	Ground (right front seat crossmember)	
W19	Ground (right front seat crossmember)	
W29/3	Ground (right front seat crossmember)	
W29/3	Ground (left G-pillar)	
W29/3	Ground (left G-pillar)	
W6	Ground (left wheelhouse in luggage compartment)	
W6	Ground (left wheelhouse in luggage compartment)	
W6	Ground (left wheelhouse in luggage compartment)	
W6	Ground (left wheelhouse in luggage compartment)	

**Document number:** pe54.21-p-2108-97fc

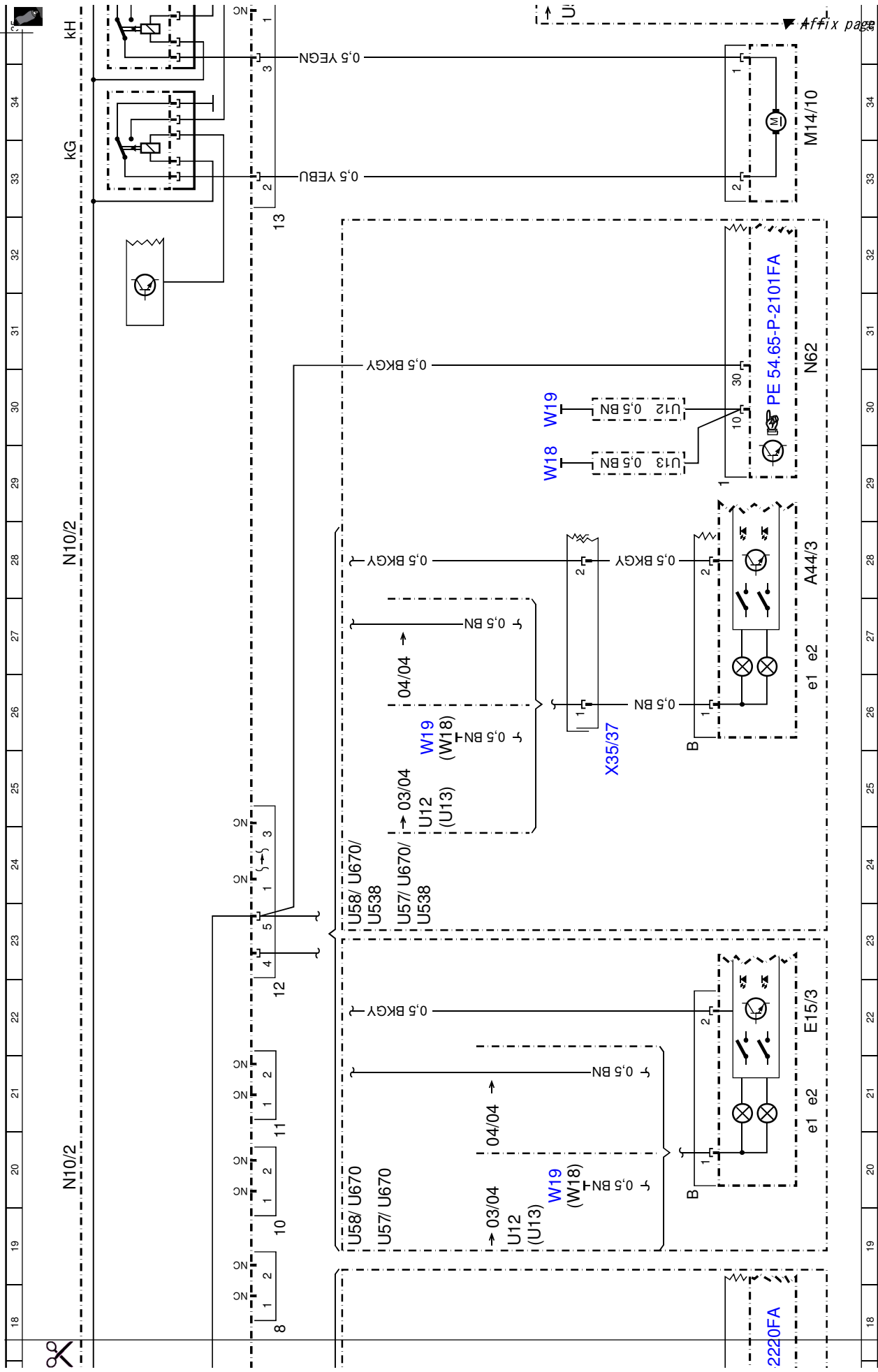
**Document title:** Wiring diagram of rear SAM control unit with fuse and relay module (N10/2)

**Code:** **Designation:** **Position:**

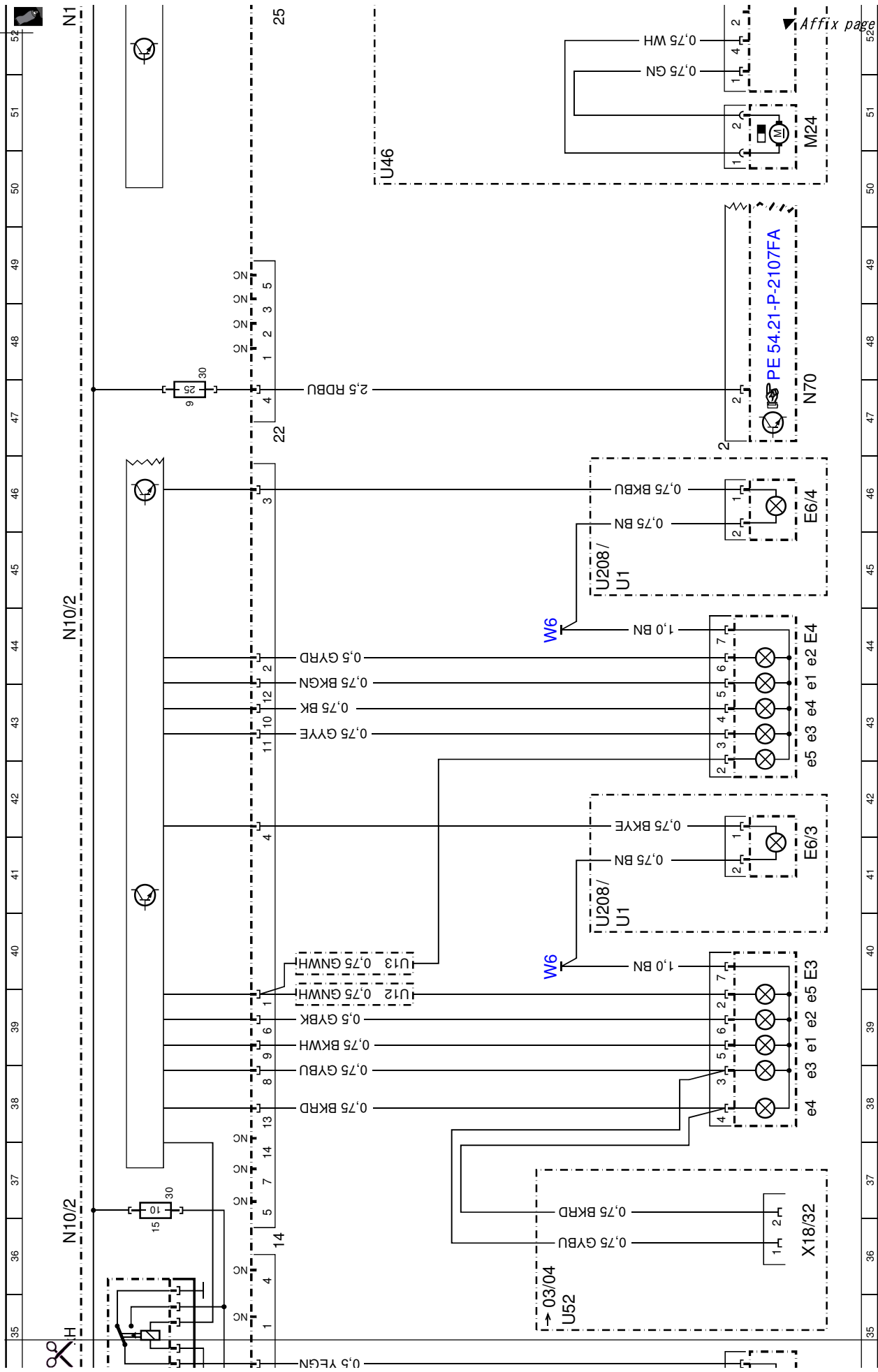
W8/1	Ground (left rear-end door)	
W8/1	Ground (left rear-end door)	
X1/22	Antenna module supply connector	
X1/22	Antenna module supply connector	
X1/22	Antenna module supply connector	
X137/1	VICS+ETC voltage supply separation point	
X18/32	E-call/tail lamp wiring harness connector	
X35/37	PTS and rear warning elements connector	
X58/27	Power outlet	



Affix page 2 here ▼



Cut here



▼ Affix page 4 here ▼

Cut here

