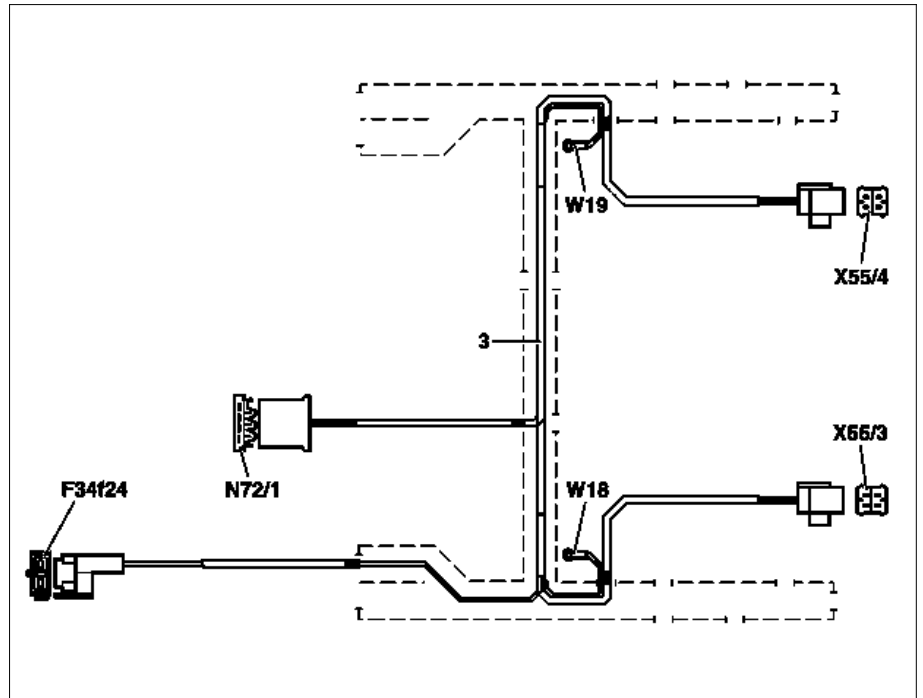



3	Heated seat wiring harness
F34f24	Interior fuse box
N72/1	Upper control panel control module
W18	Ground (left front seat crossmember)
W19	Ground (cross member at right front seat)
X55/3	Left front seat contacting strip
X55/4	Right front seat contacting strip




P91.30-2061-06

- Route heated seat wiring harness (3) in the frame floor system.
 - ⚠ Make sure that installed lines cannot be chafed nor kinked.
- Contact plug and socket connection for upper control panel control module (N72/1).
 - i** The upper control panel control module (N72/1) has to be replaced.



P91.30-2064-01

- Route wiring harness with fuse carrier (F34f24) on existing wiring harness along the interior fuse box (F34) and fasten in place.
 - i** Ensure that no noise can be produced.
- Clip fuse carrier (F34f24) into the interior fuse box (F34).



P91.30-2063-01


- Connect wiring harness to the ground points (W18/W19).



P91.30-2062-01

6 Route heated seat wiring harness (3) at ground points (W18/W19) out of the frame floor system to the seats at the left and right.

ⓘ Route the line with sufficient slack so that when the seat is adjusted the line is not chafed, bent or torn off.



P91.30-2065-01