

Document number:

pe72_29-p-2102-97fa

Document title:

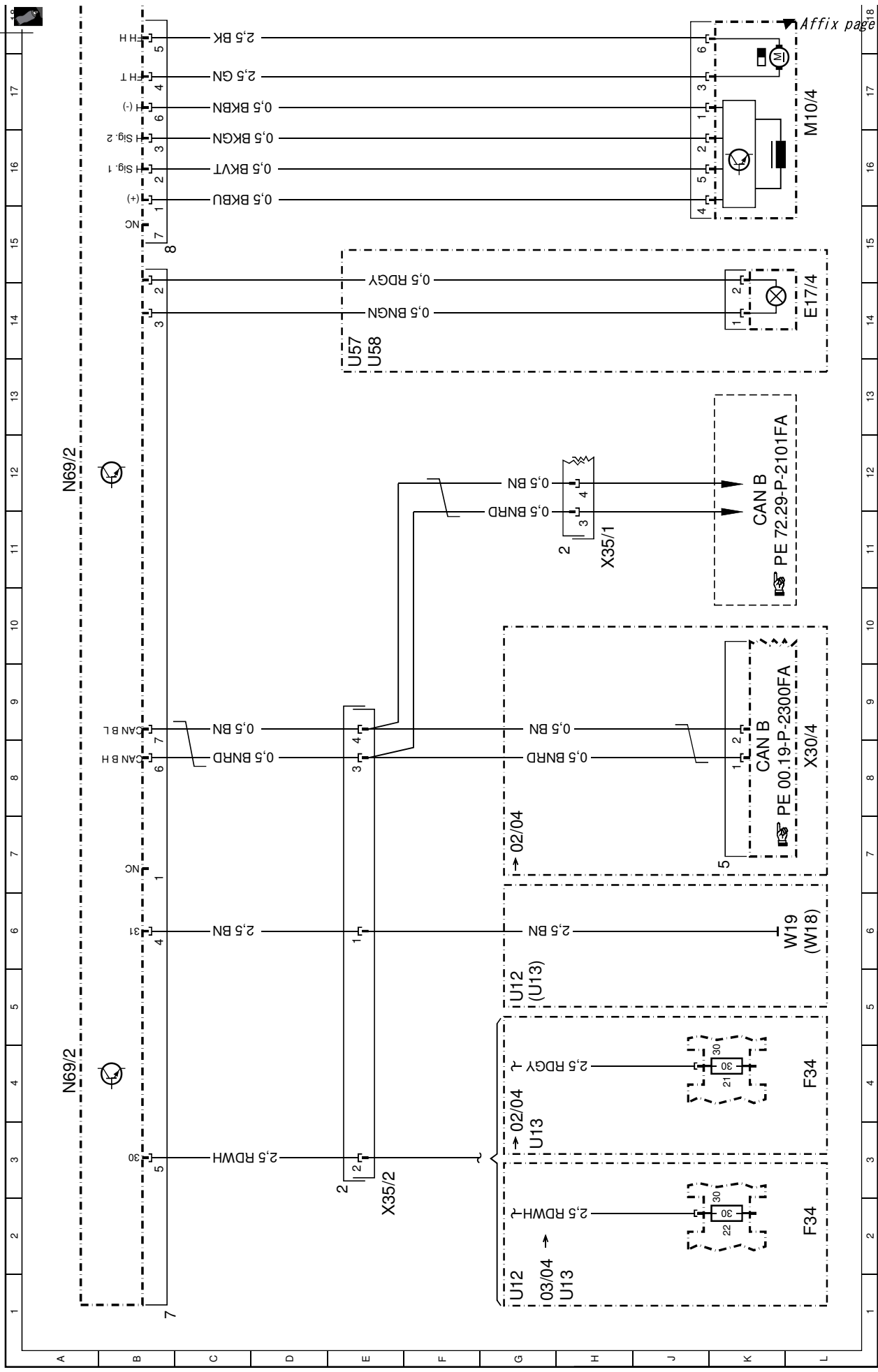
Wiring diagram for right front door control unit (DCU)

Code:	Designation:	Position:
A0	Color code key	
A26/2	Right front IR receiver	34L
CAN B	Interior CAN	
CAN B	Interior CAN	
E17/4	Right front door entrance/exit lamp	14L
E6/6	Right outside mirror turn signal lamp	19L
F34	Interior fuse box	2L
F34	Interior fuse box	4L
F34f21	Fuse 21	4K
F34f22	Fuse 22	2K
M10/4	Right front power window motor	17L
M14/5	Right front door CL [ZV] motor	36L
M21/2	Right electrically adjustable and heated outside mirror	23L
M21/2h1	Automatic dimming mirror	21K
M21/2m1	Mirror up/down adjustment motor	23K
M21/2m2	Mirror in/out adjustment motor	23K
M21/2m3	Mirror fold-in motor	26K
M21/2r1	Mirror heater	20K
M21/2x1	Right electrically adjustable and heated exterior mirror connector	18J
N69/2	Right front door control unit	4A
N69/2	Right front door control unit	12A
N69/2	Right front door control unit	19A
N69/2	Right front door control unit	28A
N69/2	Right front door control unit	36A
N69/2	Right front door control unit	43A
S20/1	Driver power window switch group	42L
S20/1s1	Left front power window switch	41L
S20/1s2	Right front power window switch	42L
S20/1s3	Left rear power window switch	44L
S20/1s4	Right rear power window switch	45L
S20/1s5	Rear side windows child safety lock switch	46L
S20/1s6	Trunk lid release switch	44L
S21/2	Front passenger power window switch	38L
S92/2	Right front door ESA [ESV] switch group (with memory)	30L
S92/2s1	Seat fore/aft switch	30K
S92/2s13	Steering column up/down and in/out switch	29J
S92/2s14	Memory button 1, 2, 3 switch	31K
S92/2s2	Rear seat raise/lower switch	30K
S92/2s3	Front seat raise/lower switch	30K

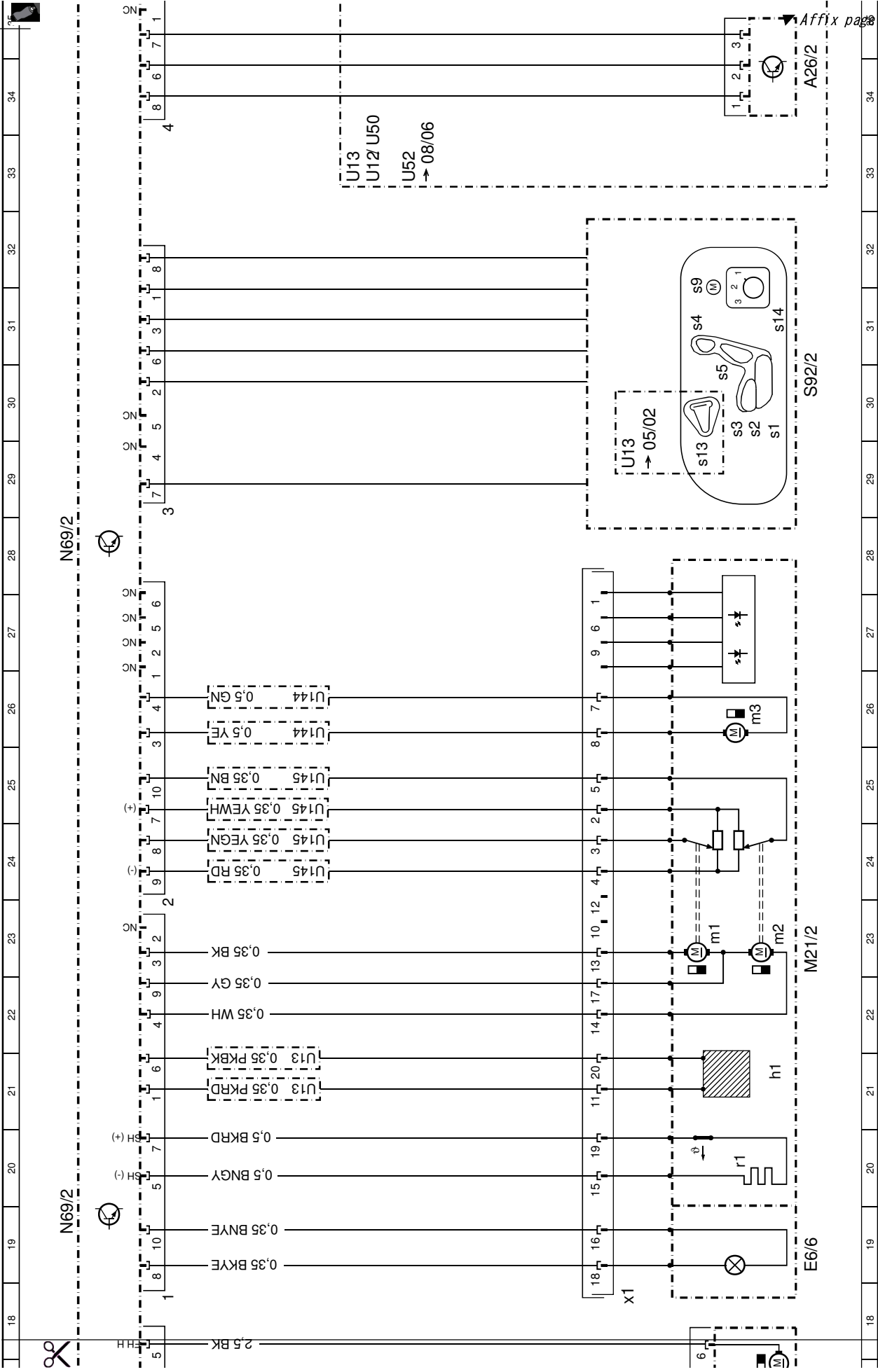
Document number: pe72.29-p-2102-97fa

Document title: Wiring diagram for right front door control unit (DCU)

Code:	Designation:	Position:
S92/2s4	Head restraint raise/lower switch	31J
S92/2s5	Backrest switch	30K
S92/2s9	Memory switch	31J
U12	Valid for left-hand drive vehicles	1G
U12	Valid for left-hand drive vehicles	5G
U12	Valid for left-hand drive vehicles	33E
U12	Valid for left-hand drive vehicles	37E
U13	Valid for right-hand drive vehicles	1H
U13	Valid for right-hand drive vehicles	3G
U13	Valid for right-hand drive vehicles	5G
U13	Valid for right-hand drive vehicles	21D
U13	Valid for right-hand drive vehicles	22D
U13	Valid for right-hand drive vehicles	29J
U13	Valid for right-hand drive vehicles	40E
U13	Valid for right-hand drive vehicles	33E
U13	Valid for right-hand drive vehicles	26D
U144	Valid for fold-out mirrors	26D
U144	Valid for fold-out mirrors	25D
U145	Valid for mirror memory	24D
U145	Valid for mirror memory	24D
U145	Valid for mirror memory	25D
U50	Valid for USA Japan	33E
U52	Valid for Japan	33F
U57	Valid for model 203.2	13E
U57	Valid for model 203.2	43G
U58	Valid for model 203.0	13E
U58	Valid for model 203.0	43G
W18	Ground (left front seat crossmember)	6L
W19	Ground (right front seat crossmember)	6L
X30/4	Right voltage distributor (CAN) connector	8L
X35/1	Left front door separation point	11H
X35/2	Right front door separation point	3E

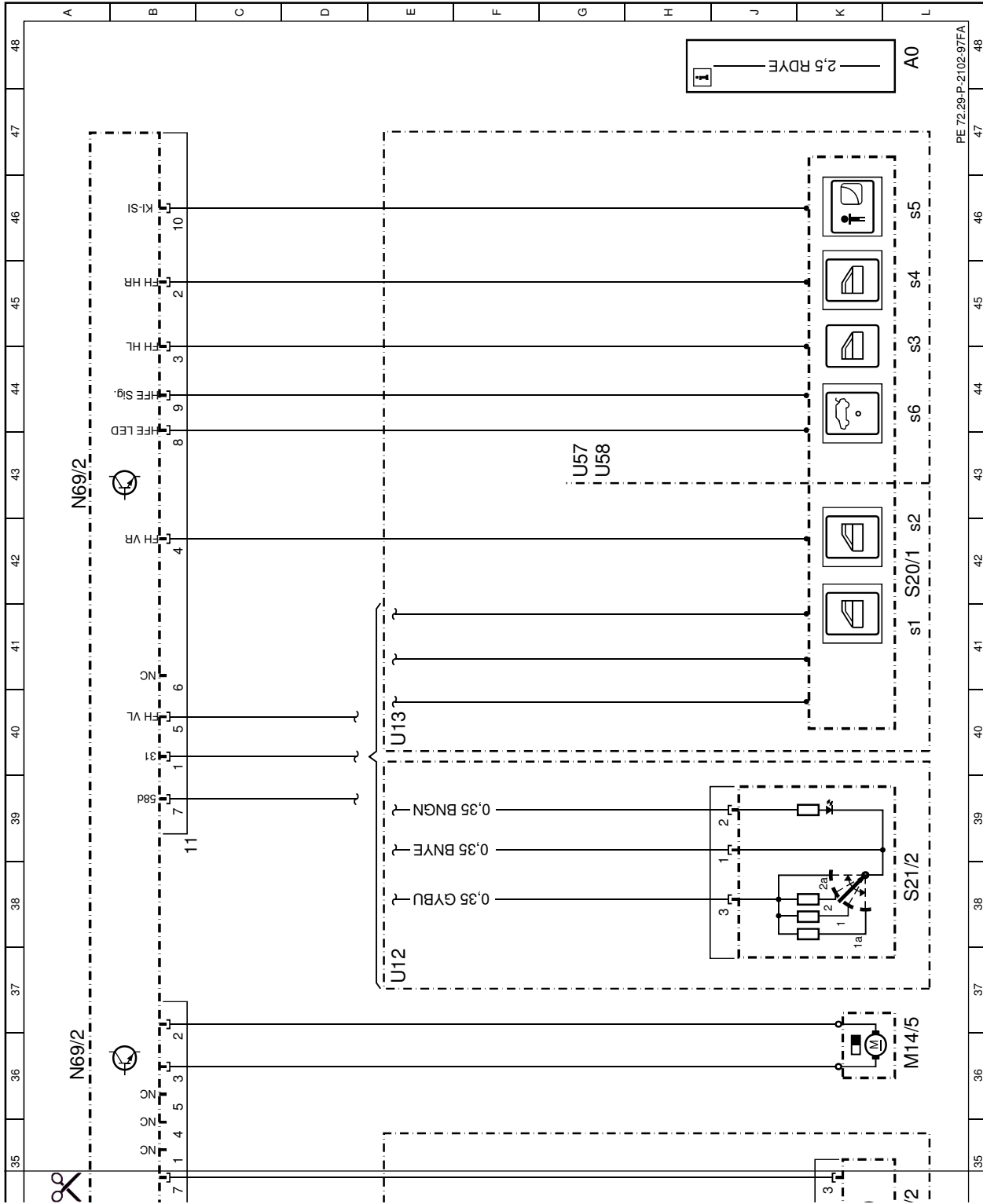


Affix page 2 here ▼



Affix page 3 here ▼

Cut here



Cut here