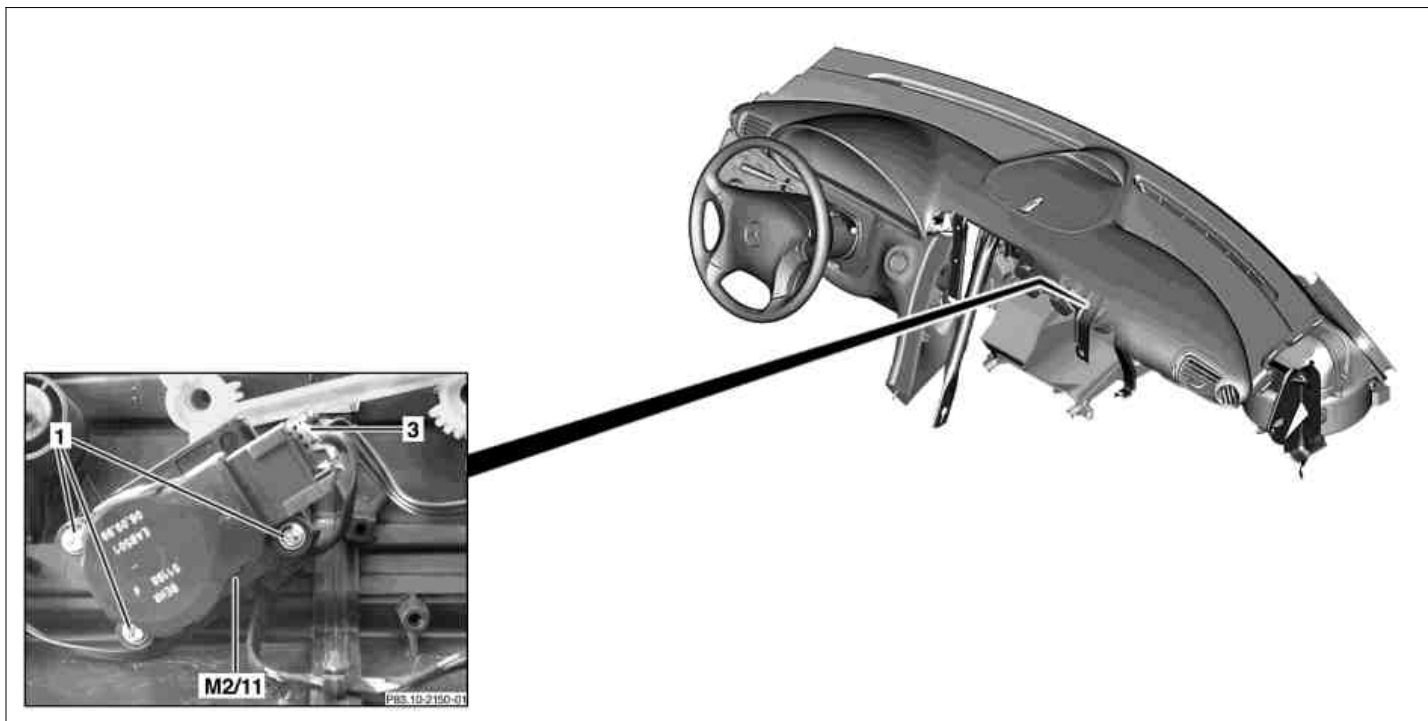


MODEL 203 with CODE (581) Comfort automatic air conditioning







P83.10-2151-09

Shown on model 203.0

1 Bolts 3 Clutch M2/11 Right footwell flap actuator motor

Modification notes

16.5.06	"Disconnect/connect ground line on battery" removed		
---------	---	--	--

 	Remove/install		
1	Remove glove compartment		AR68.10-P-1400P
2	Remove sound-proofing measure		
3	Remove bolts (1)	 Remove three bolts (1).	
4	Remove right footwell flap actuator motor (M2/11) from AC housing		
5	Disconnect connector (3) from right footwell flap actuator motor (M2/11)		
6	Install in the reverse order		
7	Synchronize right footwell flap actuator motor (M2/11)		
 AD	Connect STAR DIAGNOSIS and read out fault memory	STAR DIAGNOSIS diagnosis system	AD00.00-P-2000-04A *WH58.30-Z-1048-13A

Commercially available tools

Number	Designation	
WH58.30-Z-1048-13A	STAR DIAGNOSIS diagnosis system, Compact Passenger Car	6511 1801 00