

pe91.60-p-2101-97fb

Document number:

Wiring diagram for airbag control unit with integrated emergency call system

Document title:

Position:

Code:

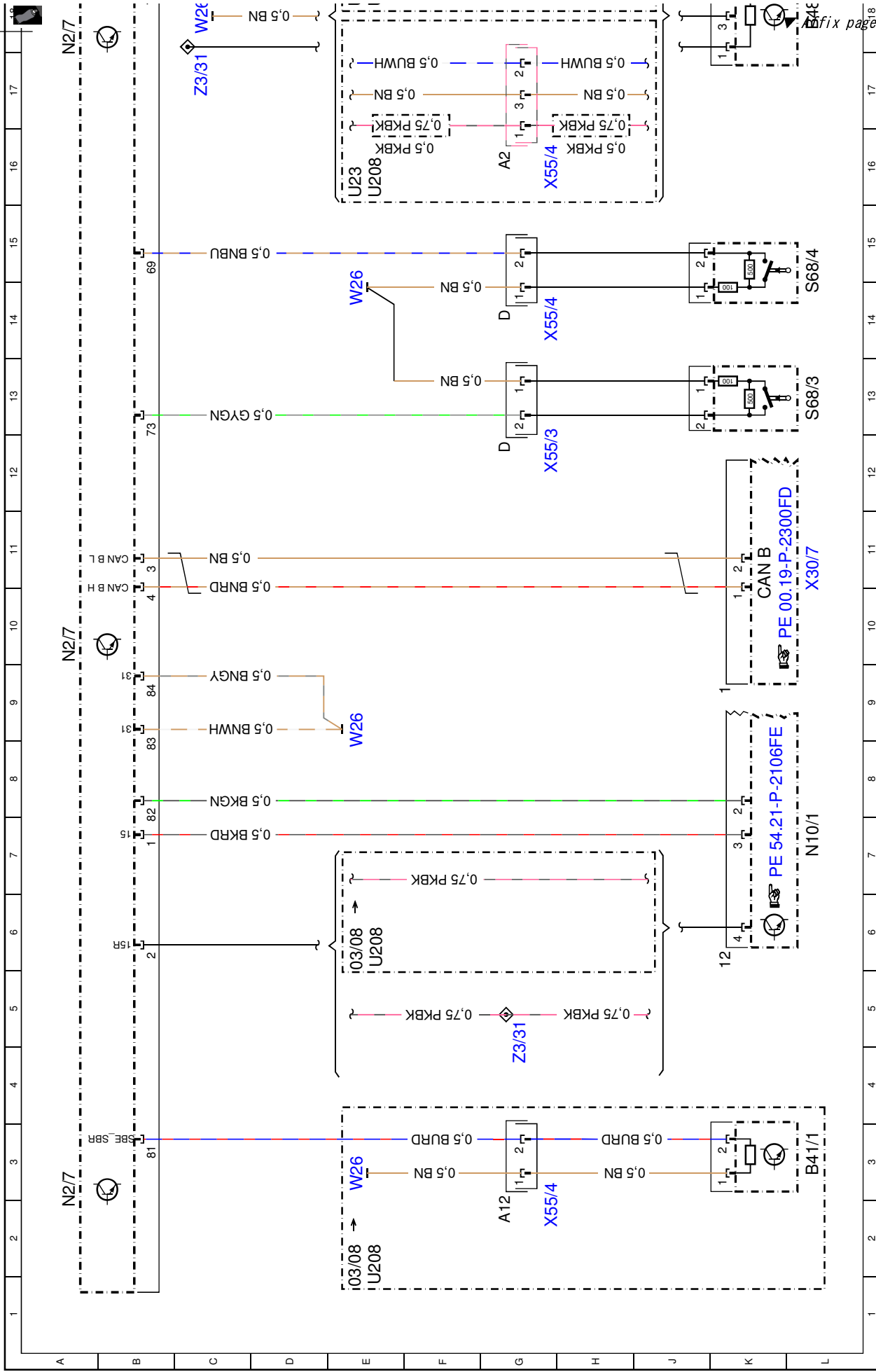
Designation:

A0	Color code key	
A2	Radio	
A45	Fanfare horns and airbag clock spring contact	39J
A53/1	Left sidebag and windowbag sensor	21L
A54/1	Right sidebag and windowbag sensor	23L
B41/1	Front passenger seat occupied recognition sensor	3L
B48	Front passenger seat occupied and child seat recognition sensor	18L
B48/1	Driver-side frontal acceleration sensor	52L
B48/2	Passenger-side frontal acceleration sensor	54L
CAN B	Interior CAN	
N10/1	Front SAM control unit with fuse and relay module	7L
N2/7	Restraint systems control unit	18A
N2/7	Restraint systems control unit	25A
N2/7	Restraint systems control unit	33A
N2/7	Restraint systems control unit	43A
N2/7	Restraint systems control unit	51A
N2/7	Restraint systems control unit	3A
N2/7	Restraint systems control unit	10A
N80	Steering column module	39L
R12/1	Driver ETR [GUS] squib	28L
R12/11	Left rear sidebag squib	48L
R12/12	Right rear sidebag squib	49L
R12/13	Driver airbag ignition squib 1	43L
R12/14	Driver airbag ignition squib 2	44L
R12/2	Front passenger ETR [GUS] squib	29L
R12/20	Left front sidebag squib	31L
R12/21	Right front sidebag squib	33L
R12/22	Left rear windowbag squib	24L
R12/23	Right rear windowbag squib	25L
R12/4	Front passenger airbag squib 1	34L
R12/5	Front passenger airbag squib 2	35L
R12/6	Left rear ETR squib	26L
R12/7	Right rear ETR squib	27L
S68/3	Driver seat belt buckle restraint systems switch	13L
S68/4	Front passenger seat belt buckle restraint systems switch	15L
U1	Valid for USA	51A
U208	Valid for model 203.7	49E
U208	Valid for model 203.7	1E
U208	Valid for model 203.7	6E

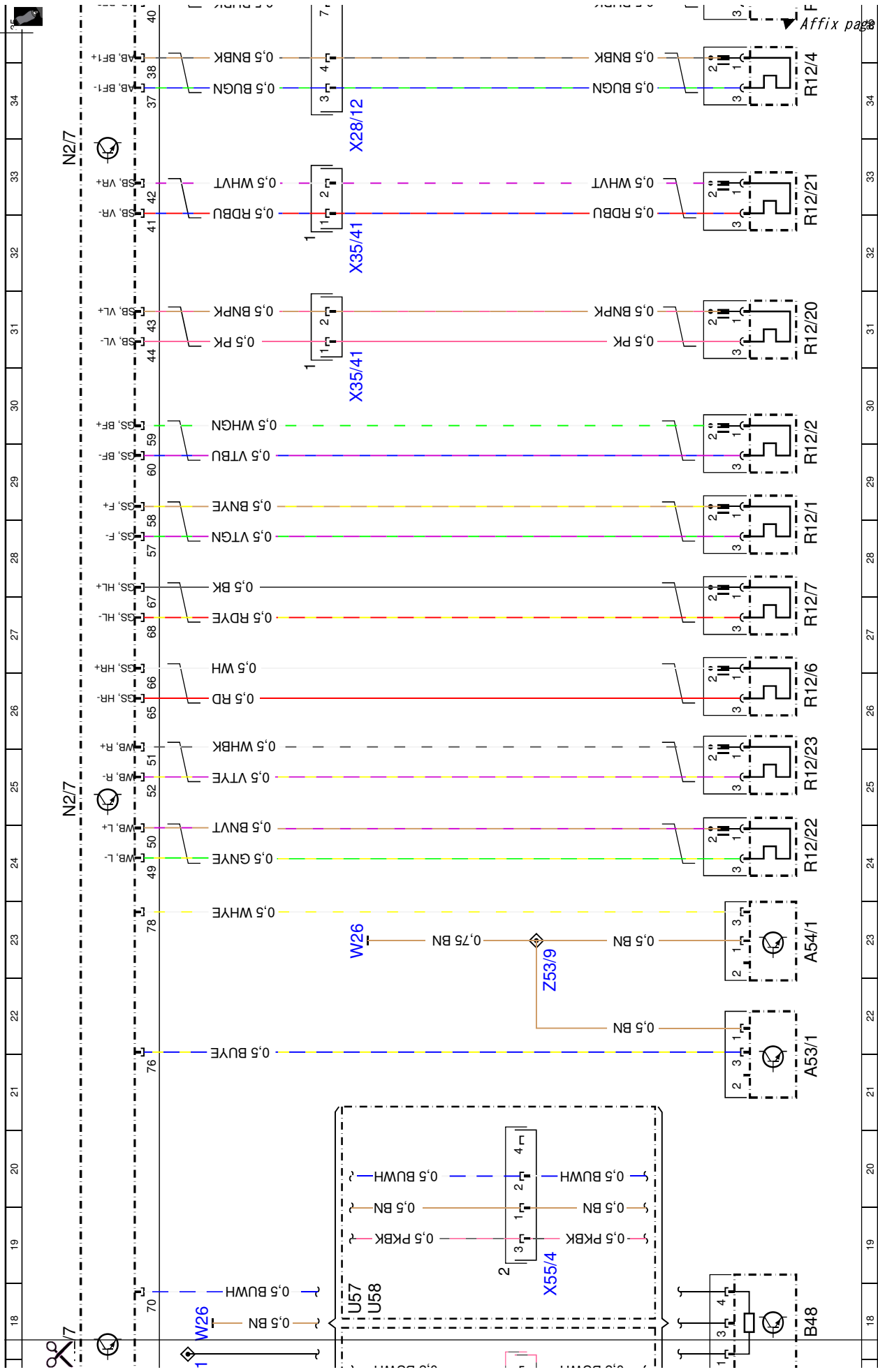
Document number: pe91.60-p-2101-97fb

Document title: Wiring diagram for airbag control unit with integrated emergency call system

Code:	Designation:	Position:
U208	Valid for model 203.7	16E
U23	Valid for seat occupied recognition	16E
U57	Valid for model 203.2	18E
U57	Valid for model 203.2	45E
U58	Valid for model 203.0	18E
U58	Valid for model 203.0	45E
U596	Valid for rear sidebag	45D
W26	Ground (restraint systems control unit)	9E
W26	Ground (restraint systems control unit)	14E
W26	Ground (restraint systems control unit)	23E
W26	Ground (restraint systems control unit)	18C
W26	Ground (restraint systems control unit)	3E
X28/12	Airbag connector	34E
X30/7	Left voltage distributor (CAN) connector	11L
X35/3	Left rear door separation point	46H
X35/4	Right rear door separation point	47H
X35/41	Driver door separation point	30E
X35/41	Driver door separation point	32E
X55/3	Driver seat connector block	12H
X55/4	Front passenger seat connector block	14H
X55/4	Front passenger seat connector block	16H
X55/4	Front passenger seat connector block	19H
X55/4	Front passenger seat connector block	2H
Z3/31	Circuit 15R connector sleeve, (fused, sidebag)	17C
Z3/31	Circuit 15R connector sleeve, (fused, sidebag)	5G
Z53/9	Interior sleeve connector, airbag circuit 31	23G
Z53/9	Interior sleeve connector, airbag circuit 31	54G

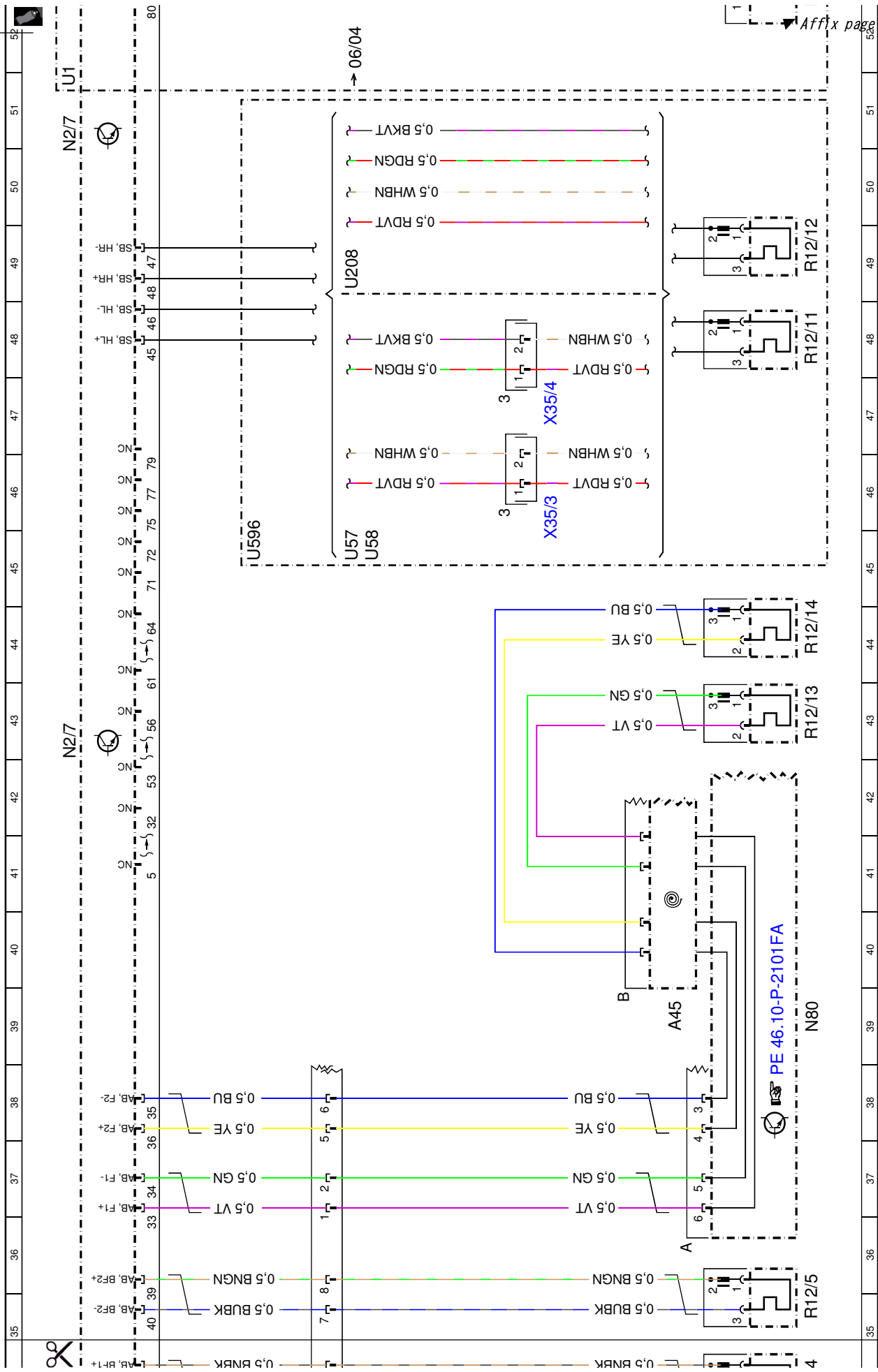


fix page 2 here ▼



Affix page 3 here ▼

Cut here



Cut here

Affix page 4 here

