

Document number: pe46.10-p-2101-97fa

Document title: Wiring diagram for steering column module control unit

Code:

Designation:

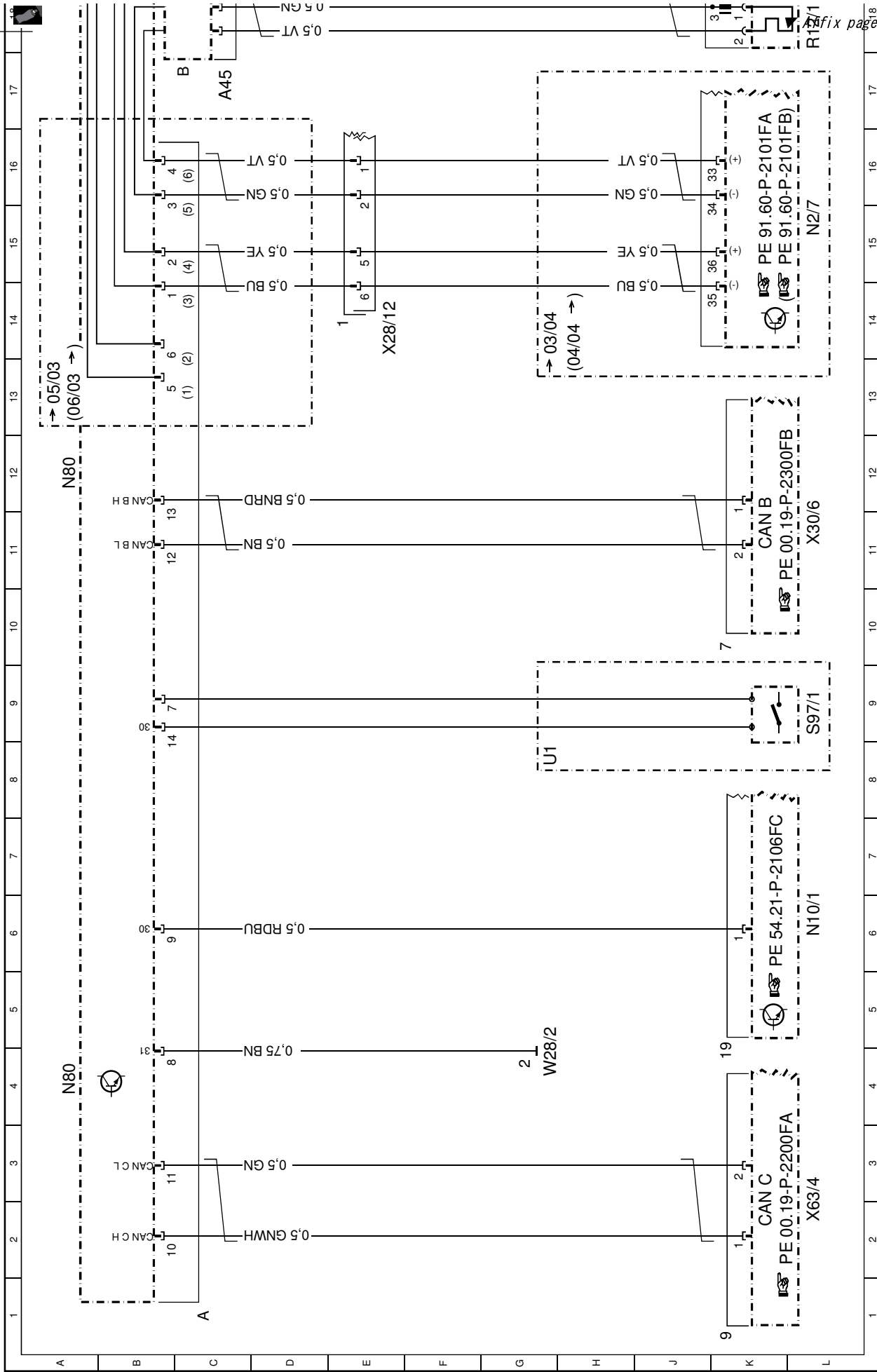
Position:

A0	Color code key	17C
A45	Fanfare horns and airbag clock spring contact	
CAN B	Interior CAN	
CAN C	Engine compartment CAN	
LIN E1	Steering LIN	
N10/1	Front SAM control unit with fuse and relay module	6L
N2/7	Restraint systems control unit	15L
N49	Steering angle sensor	32C
N80	Steering column module	4A
N80	Steering column module	12A
N80	Steering column module	21A
N80	Steering column module	28A
N80	Steering column module	35A
R12/13	Driver airbag ignition squib 1	18L
R12/14	Driver airbag ignition squib 2	19L
S110	Left multifunction steering wheel button group	26L
S110	Left multifunction steering wheel button group	28L
S110s1	Scroll forward/back button	25L
S110s3	System selection button	27L
S110s5	Fanfare horn system button	29L
S111	Right multifunction steering wheel button group	20L
S111	Right multifunction steering wheel button group	23L
S111s1	Buttons + and - for setting specific functions and volume control	22L
S111s3	Accept/terminate phone call button	23L
S111s5	Fanfare horn system button	20L
S4	Combination switch	26C
S40/4	CC [TPM] switch	35C
S40/4s1	Resume from memory	34C
S40/4s2	Decelerate and set	34C
S40/4s3	Accelerate and set	34C
S40/4s4	Off	35C
S40/4s5	Control contact	36C
S40/4s6	Variable speed	36C
S40/4v1	Yellow LED, variable speed limiter	36C
S4s1	Left and right turn signal switch	25C
S4s11	Rear-end door wiper switch	27C
S4s12	Rear-end door window washer system switch	27C
S4s13	Rear-end door intermittent wash switch	28C
S4s2	Headlamp flasher/high beam switch	25C

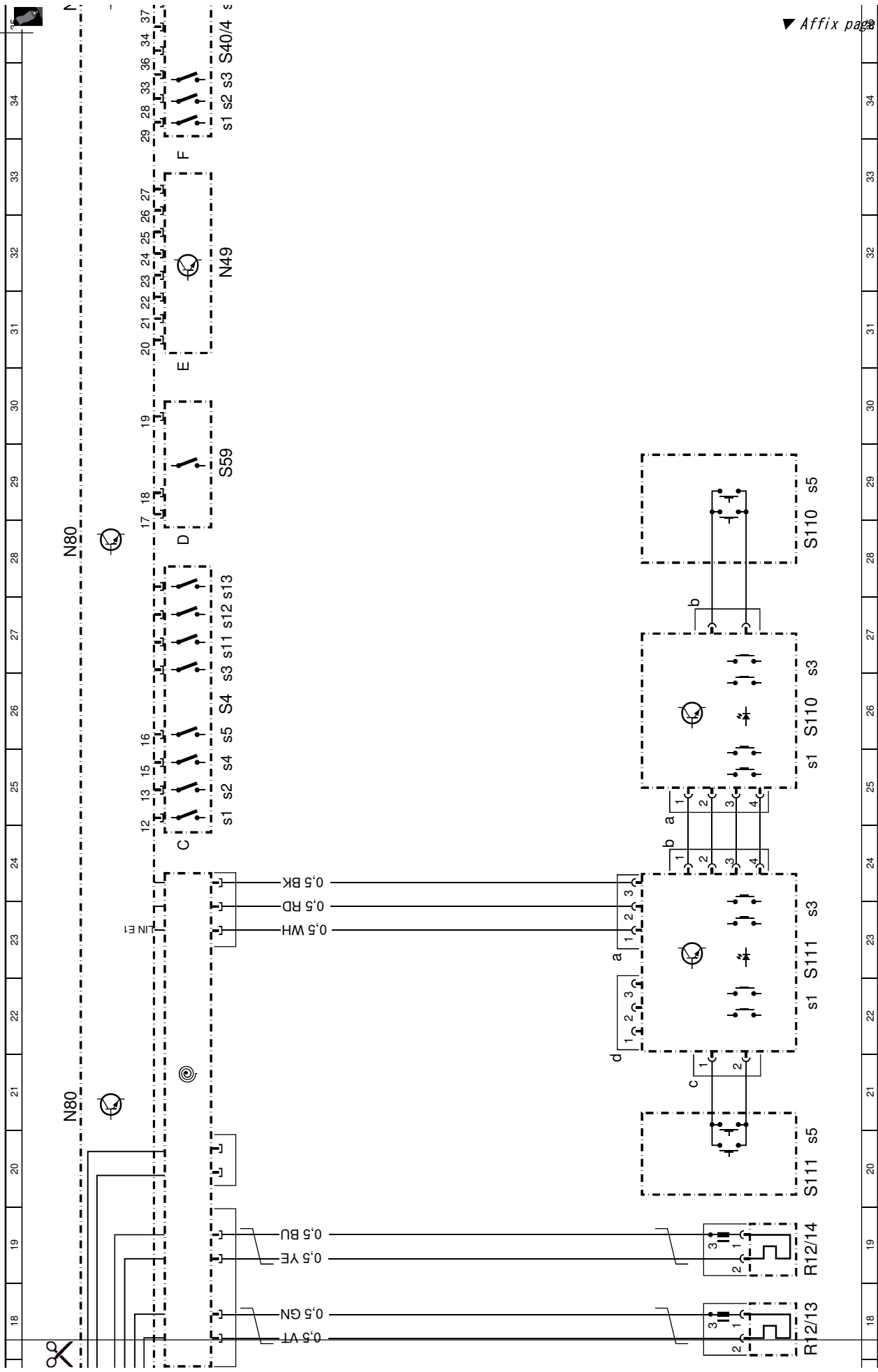
Document number: pe46.10-p-2101-97fa

Document title: Wiring diagram for steering column module control unit

Code:	Designation:	Position:
S4s3	Low beam switch	26C
S4s4	Windshield washer system switch	25C
S4s5	Wipe switch	26C
S59	Steering column adjustment switch	29C
S93/2	VCS [SBS] switch	37C
S97/1	Steering column adjustment lock indicator switch	9L
U1	Valid for USA	8G
U2	Valid for all except USA	36A
W28/2	Ground (right inner door sill)	4G
X28/12	Airbag connector	14E
X30/6	Cockpit voltage distributor (CAN) connector	11L
X63/4	CAN databus adapter connector (2-pin)	2L

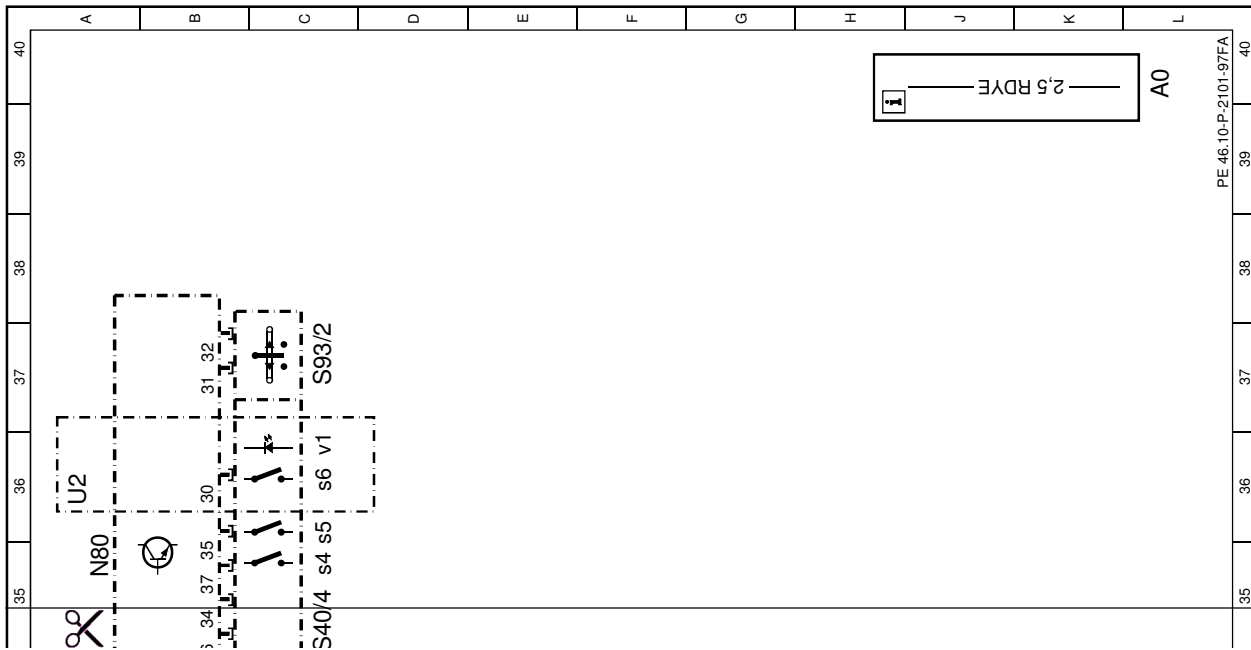


Fix page 2 here ▼



▼ Affix page 3 here ▼

Cut here



Cut here

PE 46.10-P-2101-97FA