

Document number: pe54_21-p-2108-99bd

Document title: Wiring diagram of rear SAM control unit with fuse and relay module (N10/2)

Code:

Designation:


Position:

A0	Color code key	48 L
A2/6	CD player with changer (in glove compartment)	21 L
E18/1	Luggage compartment lamp	11 L
F32	Front prefuse	2 L
F32f2	Prefuse 2	2 K
K25	Oil cooler fan relay	29 L
K36/3	Rear axle differential cooling circuit relay	33 L
K74	Heated rear window relay	17 L
M24	Rear roller blind drive unit	14 L
N10/2	Rear SAM control unit with fuse and relay module	4 A
N10/2	Rear SAM control unit with fuse and relay module	11 A
N10/2	Rear SAM control unit with fuse and relay module	20 A
N10/2	Rear SAM control unit with fuse and relay module	32 A
N10/2	Rear SAM control unit with fuse and relay module	39 A
N10/2	Rear SAM control unit with fuse and relay module	46 A
N10/2f17	Fuse 17	25 B
N10/2f18	Fuse 18	27 B
N10/2f20	Fuse 20	19 B
N10/2f6	Fuse 6	43 B
N10/2f9	Fuse 9	5 B
N102	Rear module KEYLESS-GO control unit	41 L
N28/1	Trailer recognition control unit	25 L
N69/8	Left door Keyless Go control unit	45 L
N70	Overhead control panel control unit	5 L
N93/1	Audio gateway control unit	8 L
U152	Valid for engine 156	28 E
U152	Valid for engine 156	32 E
U215	Valid for CLK 63 AMG, code P98	26 A
U215	Valid for CLK 63 AMG, code P98	33 E
U215	Valid for CLK 63 AMG, code P98	42 G
U216	Valid for all except CLK 63 AMG, code P98	26 A
U216	Valid for all except CLK 63 AMG, code P98	28 E
U216	Valid for all except CLK 63 AMG, code P98	39 G
U23	Valid for convertibles	2 D
U23	Valid for convertibles	43 G
U46	Valid for rear roller blind	14 E
U52	Valid for Japan	7 E
U533	Valid for trailer hitch	24 E
U586	Valid for CD changer	20 F

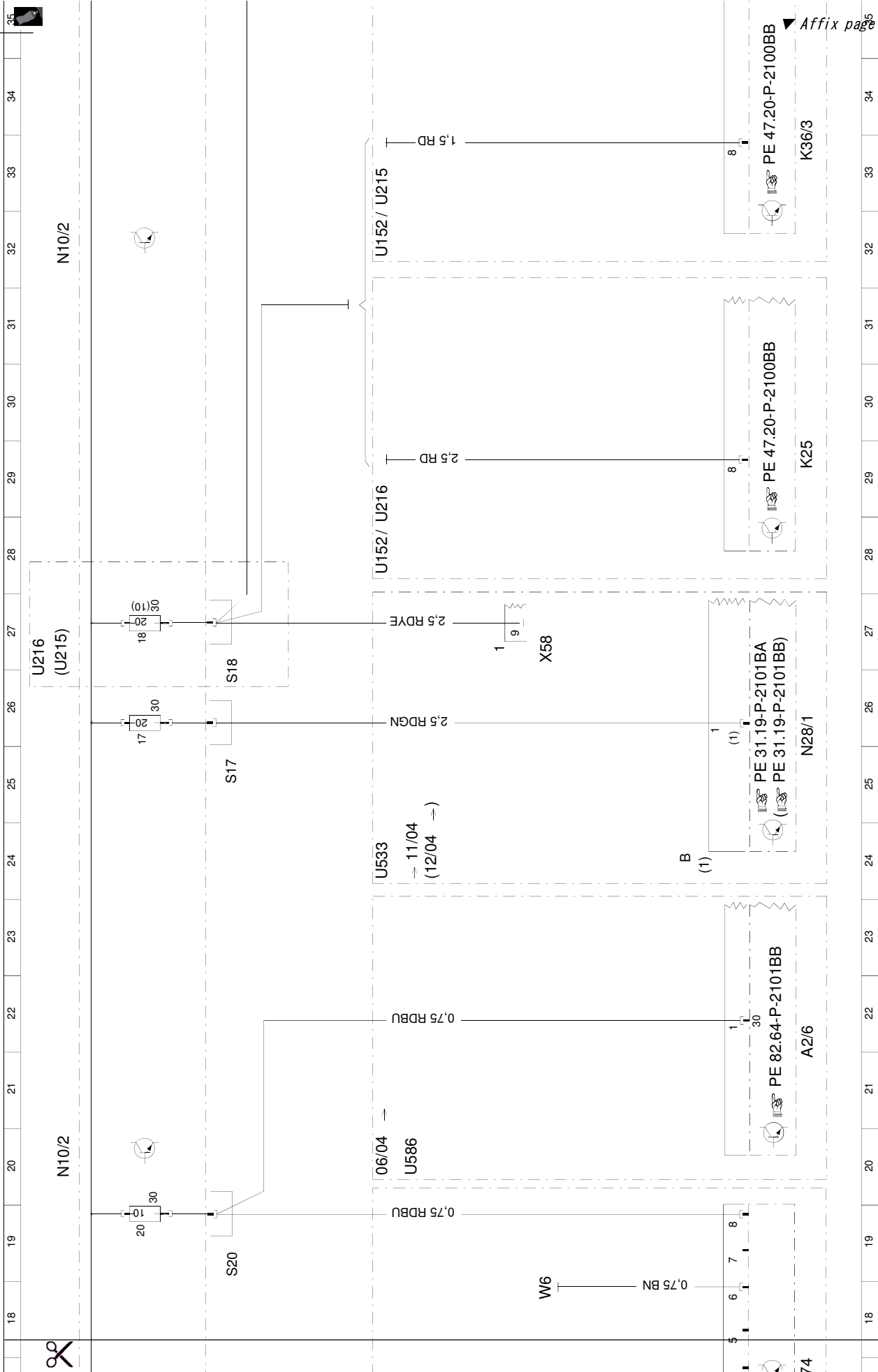
Document number: pe54.21-p-2108-99bd

Document title: Wiring diagram of rear SAM control unit with fuse and relay module (N10/2)

Code:	Designation:	Position:
U611	Valid for coupe	1 D
U611	Valid for coupe	12 E
U611	Valid for coupe	38 G
U82	Valid for KEYLESS GO	38 E
W6	Ground (left wheelhouse in luggage compartment)	18 H
W6	Left front door separation point	37 H
X35/1	Left front door separation point	44 H
X4/34	Battery trickle charger socket	36 L
X4/37	Terminal block (circuit 30)	2 G
X4/37f1	Fuse 1	3 F
X58	Trailer hitch socket (13-pin)	27 H
Y24/1	RHR [KAF] release valve	12 L
Z4/3	Tml. 30 connector sleeve	36 G
Z7/46	Tml. 30 connector sleeve	40 G

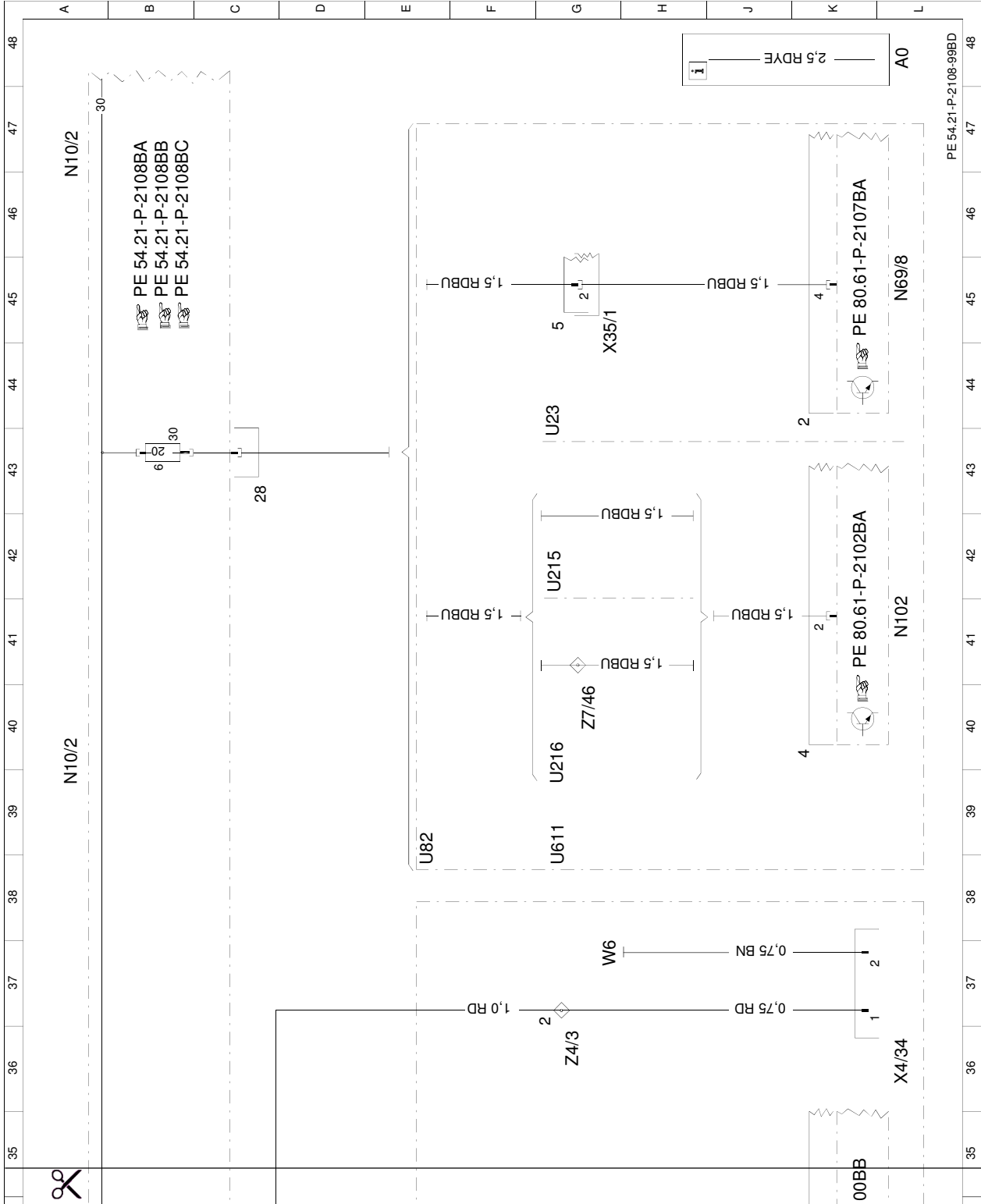


▼ Affix page 2 here ▼



▼ Affix page 3 here ▼

Cut here



Cut here