







- Parts list -

Mode :	MD mode	Mod. des. overview :	CLK CONVERTIBLE
FIN/MD :	WDB 2094721F212778	Catalog :	69W
VIN :	WDBTK72F67F212778	Major assembly :	
Sales designation :	CLK 550	Major assembly MD :	
Assortment class :	Car	Group :	80 - VACUUM SYSTEM
Market :	North America	Subgroup :	180 - FOLDING TOP HYDRAULIC SYSTEM

Item no.	Part number	Designation/description	Quantity	Version
10	A 209 800 05 48	PNEUMATIC PUMP HYDRAULIC SYSTEM  [004] WARNING! PLEASE NOTE CURRENT SERVICE LITERATURE	001	
10	A 209 800 01 48	PUMP HYDRAULIC SYSTEM Replaced by: A 209 800 05 48  [004] WARNING! PLEASE NOTE CURRENT SERVICE LITERATURE	001	
20	A 000 998 16 55	SEALING PLUGS REPAIR KIT  [005] CAUTION! OBSERVE WIS DOCUMENT AR77.37-P-3503QA.	001	
30	A 000 990 05 00	BOLT PUMP MOUNTING	001	
40	A 209 805 01 11	PLATE FASTENING, HYDRAULIC LINES	001	
45	N 914125 006603	SCREW FASTENING, HYDRAULIC LINES	001	
60	A 208 805 00 99	SEAL RING HYDRAULIC LINE TO PUMP	015	
70	A 208 805 00 84	FUSE HYDRAULIC LINE TO PUMP	015	
80	N 910104 006000	NUT-AND-WASHER ASSEMBLY MOUNTING, DRIVE M6 Replaced by: N 000000 004471	001	
80	N 000000 004471	NUT-AND-WASHER ASSEMBLY MOUNTING, DRIVE Replaced by: N 910104 006001	001	
80	N 910104 006001	NUT-AND-WASHER ASSEMBLY MOUNTING, DRIVE M6	001	
90	A 002 542 14 19	RELAY HYDRAULIC PUMP	001	
100	A 209 682 05 01	INSULATION SOUNDPROOFING OVER DRIVE	001	
120	A 209 800 07 72	CYLINDER MAIN DRIVE,LEFT  [006] ALSO ORDER: 1 X A 209 805 00 99 AND A 209 805 01 84	001	
120	A 209 800 08 72	CYLINDER MAIN DRIVE,RIGHT  [006] ALSO ORDER: 1 X A 209 805 00 99 AND A 209 805 01 84	001	
130	A 209 992 00 03	BUSHING BRAKE MASTER CYLINDER	001	
140	A 209 991 13 05	PIN TO BEARING	002	
150	N 912002 008003	. SECURING TO BEARING 8 MM	002	
160	A 209 991 10 05	PIN BRAKE MASTER CYLINDER	002	
170	N 912002 008003	. SECURING BRAKE MASTER CYLINDER 8 MM	002	
200	A 209 800 09 72	CYLINDER LEFT AND RIGHT TENSION BRACKET CYLINDERS  [006] ALSO ORDER: 1 X A 209 805 00 99 AND A 209 805 01 84	002	
210	A 209 992 01 03	BUSHING RETAINING CLIP CYLINDER	001	
220	A 209 991 00 10	PIN	001	

220	A 209 991 00 12	PIN RETAINING CLIP CYLINDER	001
230	A 209 991 10 05	PIN RETAINING BRACKET CYLINDER	002
240	N 912002 008003	. SECURING RETAINING BRACKET CYLINDER 8 MM	002
270	A 209 800 12 72	CYLINDER SOFT TOP COMPARTMENT LID, LEFT & RIGHT [007] ON VEHICLES UP TO VEHICLE IDENT. T009490, PART NUMBER ...	002
290	A 209 991 01 12	PIN FOLDING TOP CASE COVER	001
300	A 209 991 14 05	PIN FOLDING TOP CASE COVER	002
310	N 912002 008003	. SECURING FOLDING TOP CASE COVER 8 MM	002
320	A 208 805 01 84	FUSE LINE TO CYLINDER	010
330	A 209 805 01 84	FUSE CYLINDER	001
340	A 209 805 00 99	RING SEAL RING	011
360	A 209 778 24 89	PICK-UP STRIP FOLDING TOP CASE COVER	001
370	A 004 990 35 97	BLIND RIVET PICK-UP STRIP	001
400	A 209 800 11 72	CYLINDER FASTENER [006] ALSO ORDER: 1 X A 209 805 00 99 AND A 209 805 01 84	001
410	A 209 992 02 03	BUSHING FRONT	001
450	A 209 800 05 81	LINE FOLDING TOP CASE COVER, LEFT NO.: 31+32 [008] ALSO ORDER: 1 X A 208 805 00 99	001
470	A 209 800 03 81	LINE RETAINING CLIP CYLINDER, LEFT NO.: 21+22 [009] ORDER AS WELL: 3 X A 208 805 00 99; 3 X A 209 805 0 ...	001
490	A 209 800 01 81	LINE LEFT BRAKE MASTER CYLINDER NO.: 11+12+15 [009] ORDER AS WELL: 3 X A 208 805 00 99; 3 X A 209 805 0 ...	001
510	A 209 800 07 81	LINE CYLINDER LOCK, FRONT NO.: 65+66 [009] ORDER AS WELL: 3 X A 208 805 00 99; 3 X A 209 805 0 ...	001
530	A 209 800 06 81	LINE FOLDING TOP CASE COVER, RIGHT NO.: 33+34 [008] ALSO ORDER: 1 X A 208 805 00 99	001
550	A 209 800 04 81	LINE RETAINING CLIP CYLINDER, RIGHT NO.: 23+24 [009] ORDER AS WELL: 3 X A 208 805 00 99; 3 X A 209 805 0 ...	001
570	A 209 800 02 81	LINE RIGHT BRAKE MASTER CYLINDER NO.: 13+14 [009] ORDER AS WELL: 3 X A 208 805 00 99; 3 X A 209 805 0 ...	001
600	A 209 820 05 69	ZB CABLE TRACK MAJOR	001
610	A 209 820 04 69	ZB CABLE TRACK MINOR	001
620	A 209 805 02 84	FUSE FASTENING, HOSES	001
900	A 220 545 37 28	PIN BUSHING HOUSING SOFT TOP HYDRAULIC UNIT 14-PIN SLK2.8;A7/5	001
956	A 013 545 14 26	CONTACT SPRING 0.22-0.5 MM2 SLK2.8	NB
956	A 013 545 15 26	CONTACT SPRING 0.75-1.0 MM2 SLK2.8	NB
956	A 011 545 07 26	CONTACT SPRING 4.0 MM2 SLK2.8	NB