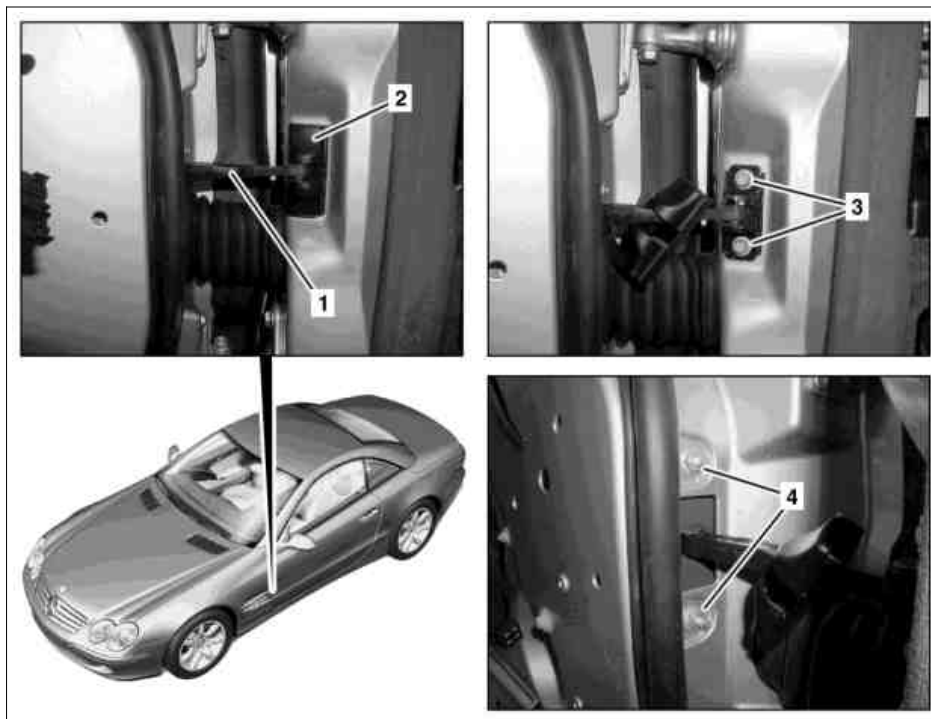


MODEL 211.0 / 2 / 6






MODEL 230.4

Shown on model 230 without code (P99)
Special model "AMG Black Series"

- 1 Door holder
- 2 Cover
- 3 Bolts
- 4 Nuts



P72.10-2321-06

 	Remove/install		
1	Completely close crank window with front door open		
2	Remove speaker in front door	Model 230 Model 211	AR82.62-P-7845R AR82.62-P-7845T
3	Take off cover (2)		
4	Unscrew bolts (3) of door holder (1) on A-pillar.	 Installation: Replace the bolts (3).	
			*BA72.10-P-1001-01AB
5	Unscrew nuts (4) of door holder (1) on front door.		*BA72.10-P-1002-01AB
6	Remove door holder (1) through speaker installation opening in inner door panel		
7	Install in the reverse order		

 **Front door**

Number	Designation		Model 230	Model 211
BA72.10-P-1001-01AB	Bolt, door holder at A-pillar	Nm	10	10
BA72.10-P-1002-01AB	Nut, door holder to front door	Nm	10	10