






MODEL 230.4

Shown on model 230.4 without code (P99) Special model "AMG Black Series"

- 1 Passenger-side wiper arm
- 2 Driver-side wiper arm
- 3 Covers



P82.30-2144-11

	Remove/install		
 Danger!	Risk of injury caused by moving parts that can pinch, crush or, in extreme cases even sever extremities.	Always remove ignition key when working on windshield wiper mechanism.	AS82.30-Z-0001-01A
1	Move wiper system to parking position		
2	Switch off the ignition and remove the transmitter key from the EIS control unit	 On vehicles with code (889) Keyless-Go, press KEYLESS-GO start/stop button repeatedly until ignition is switched off. Remove KEYLESS-GO chip card or transmitter key from the vehicle and store outside the transmitter range (at least 2 m)	
3	Open engine hood		AR88.40-P-1000R
4	Remove cover (3) from passenger-side wiper arm (1) or driver-side wiper arm (2)		
5	Unscrew nut at passenger-side wiper arm (1) or driver-side wiper arm (2) and remove passenger-side wiper arm (1) or driver-side wiper arm (2)	 Installation: The wiper blade must be positioned on the respective marking at the windshield. 	*BA82.30-P-1004-01A
6	Install in the reverse order		

 Windshield wiper

Number	Designation	Model 230
BA82.30-P-1004-01A	Nut on wiper arm	Nm 33