

MODEL 230.467 /475 /476 1#
up to CODE 805 modification year 2004

- 1 Cable harness, telephone
 2 Fiber optic cable wiring harness
 3 Wiring harness, microphone

A Antenna lead

A2 Radio

A2/22 Telephone antenna

A28/3 E-net compensator

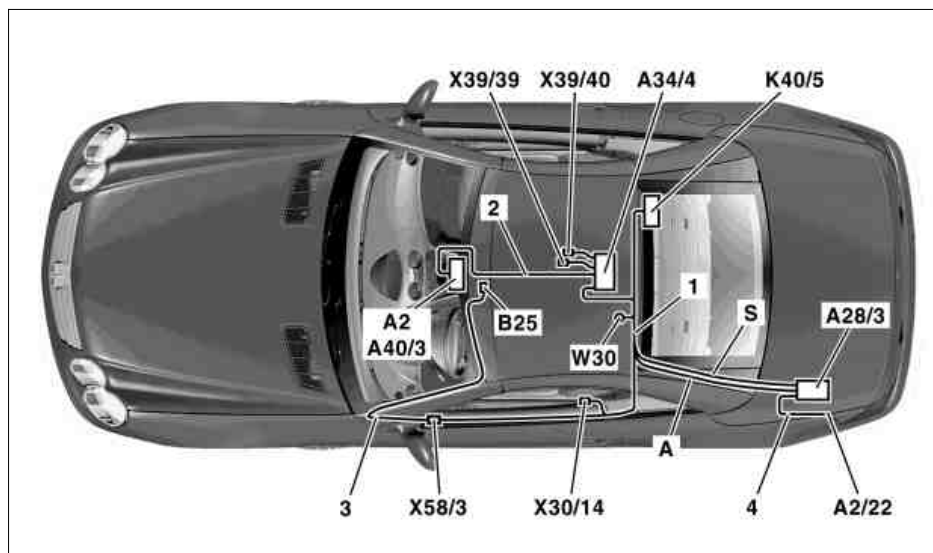
A34/4 Cell phone interface

A40/3 COMAND operating, display and control unit

B25 Hands-free system microphone

K40/5 Rear fuse and relay module

W30 Ground (frame)



P82.70-3822-05














X30/14 Wake-up signal/diagnosis distributor connector

X39/39 Handy connector

X39/40 CTEL [TEL] circuit 15C connector

X58/3 Microphone connection

	Notes on fiber optic		AH82.70-P-0001-02A
	Remove		
1 AR	Remove left front seat		AR91.10-P-1000R
2 AR	Remove side paneling in left side of trunk		AR68.30-P-4800R
Danger!	Risk of explosion caused by oxyhydrogen gas. Risk of poisoning and caustic burns caused by swallowing battery acid. Risk of injury caused by burns to skin and eyes from battery acid or when handling damaged lead-acid batteries	No fire, sparks, open flames or smoking. Wear acid-resistant gloves, clothing and glasses. Pour battery acid only into suitable and appropriately marked containers.	AS54.10-Z-0001-01A
3 AR 	Disconnect battery ground cable		AR54.10-P-0003R
	Notes on battery	All models	AH54.10-P-0001-01A
4.1 AR	Remove overhead control panel control unit	Only if microphone must be retrofitted.	AR82.20-P-1000R
5.1	Unclip cover from mirror base	Only if microphone must be retrofitted. Cover is no longer used and is replaced with a new one with microphone (pay attention to equipment color).	
6.1 AR	Remove left A-pillar paneling	Only if microphone must be retrofitted.	AR68.30-P-4050R
7 AR	Remove paneling at top of windshield	Do not remove electrical lines from the paneling.	AR68.30-P-4250R
8 AR	Remove cover below instrument panel (left)		AR68.10-P-1500R
9 AR AR	Removing radio or COMAND	Vehicles with radio. Vehicles with code (352a) COMAND operating and display system.	AR82.60-P-7502R AR82.85-P-7472R
10 AR	Remove stowage box		AR68.20-P-2320R
11	Remove luggage boxes in left and right rear		

 AR			AR68.30-P-7440R
12	Remove control unit bracket behind stowage box		
13	Lift driver-side floor covering		
14	Open left wiring duct		
	Install		
15	Retrofit car interface	 For installation refer to: ↓ Remove/install vehicle interface (handy)	AR82.70-P-8920R
16	Retrofitting E-net compensator	 For installation refer to: ↓ Removing and installing E-network compensator	AR82.70-P-0010R
17	Retrofit fiber optic wiring harness	 On vehicles without code (810) sound system and without code (819) CD changer (6-disc).  On vehicles with code (810) sound system and without code (819) CD changer (6-disc).  On vehicles with code (819) CD changer and without code (810) sound system or on vehicles with code (819) CD changer (6-disc) and code (810) sound system.	AN82.70-P-0002-01R AN82.70-P-0002-01RR AN82.70-P-0002-01RRR
18	Cover fiber optic cable	 Do not kink or stretch D2B fiber optic.  Install caps on fiber optic cable connector and equipment connection.	AR82.95-P-0005-01A
19	Retrofit telephone cable harness	 Power supply wiring harness and antenna lead	AN82.70-P-0002-03R
20	Retrofit bracket for portable CTEL (telephone)		AN82.70-P-0002-05R
21	Retrofit hands-free system microphone		AN82.70-P-8969-04R
22	Install remaining parts onto vehicle	 Steps 14 to 1.	
23	Perform subsequent version coding with STAR DIAGNOSIS.	 Register the new system. STAR DIAGNOSIS diagnosis system.	*WH58.30-Z-1048-13A
24	Enter special equipment in the vehicle data card and in the vehicle's online data card	 Code (854) MB portable CTEL.	

Commercially available tools

Number	Designation	
WH58.30-Z-1048-13A	STAR DIAGNOSIS diagnosis system, Compact Passenger Car	6511 1801 00

Parts ordering notes

Part no.	Designation	Quantity
KG82 (see EPC)	Nokia 6210 ECE portable CTEL system	1
KG69 (see EPC)	Microphone	1
KG82 (see EPC)	Wiring harness, microphone	1
KG82 (see EPC)	Wiring harness for Nokia portable CTEL	1
KG82 (see EPC)	RF compensator control unit	1
KG82 (see EPC)	D2B control unit (interface)	1
KG82 (see EPC)	Round collar screw M4 x8	4
KG82 (see EPC)	Owner's manual for Nokia portable CTEL (English)	1
KG82 (see EPC)	Sheet metal screw 4.2 x13	2
KG82 (see EPC)	Pan-head screw 4 x12	2
	On vehicles <u>without</u> code 810 (sound system) <u>and/or</u> code 819 (CD changer (6-disc)) in addition	
KG82 (see EPC)	D2B cable harness	1
	On vehicles <u>with</u> code 810 (sound system) <u>and/or</u> code 819 (CD changer (6-disc)) in addition	
KG82 (see EPC)	Fiber optic cable module (order with length 610 mm)	1
KG82 (see EPC)	Connector housing (180°)	1