











































- Parts list -

Mode :	MD mode	Mod. des. overview :	SL ROADSTER
FIN/MD :	230475	Catalog :	65P
VIN :		Major assembly :	
Sales designation :	SL 500	Major assembly MD :	
Assortment class :	Car	Group :	69 - PANELLING AND LINING
Market :	All	Subgroup :	045 - LUGGAGE COMPARTMENT COVERING









Item no.	Part number	Designation/description	Quantity	Version
10	A 230 690 09 25	PANELING LUGGAGE COMPARTMENT,LEFT  [021, 919] Color footnote	001	
10	A 230 690 00 41	PANELING LUGGAGE COMPARTMENT,LEFT  [022, 002, 919] Color footnote	001	
10	A 230 690 25 41	PANELING LUGGAGE COMPARTMENT,LEFT Code: -P99  [003, 016, 919] Color footnote	001	
10	A 230 690 25 41	PANELING LUGGAGE COMPARTMENT,LEFT Code: -P99  [006, 919] Color footnote	001	
10	A 230 690 15 41	PANELING Code: 530/527  [022, 002, 919] Color footnote	001	
10	A 230 690 27 41	PANELING LUGGAGE COMPARTMENT,LEFT Code: 530/527  [003, 016, 919] Color footnote	001	
20	A 230 693 07 17	COVER AT PANEL, LEFT  [002, 920] Color footnote	001	
20	A 230 693 13 17	COVER AT PANEL, LEFT Code: -P99  [003, 921] Color footnote	001	
25	N 000000 001147	HEXALOBULAR BOLT MOUNTING, COVER M6X20 Code: -P99  [003] From Chassis: F 109966 From Date: 23/06/2005 E...	001	
30	A 230 690 00 33	COVER WARNING TRIANGLE,LEFT  [021, 922] Color footnote	001	
30	A 230 690 10 30	COVER WARNING TRIANGLE,LEFT Code: -P99  [022, 922] Color footnote	001	
40	A 140 693 00 56	. KNOB LATCH COVER WARNING LIGHT Code: -P99  [923] Color footnote	001	
50	A 230 693 01 42	FLAP AT PANEL, LEFT  [924] Color footnote	001	
60	A 230 693 06 17	COVER TO COVERING Code: -P99  [925] Color footnote	002	
70	A 230 693 02 42	FLAP	001	



70	A 230 693 02 42	FLAP ON TRIM,RIGHT Code: -P99 [924] Color footnote	001
80	A 230 990 00 92	RIVET PANELING TO SHELL Code: -P99 [926] Color footnote	007
80	A 230 990 00 92	RIVET TRUNK SILL TO BOTTOM CROSSMEMBER Code: -P99 [926] Color footnote	002
85	N 000000 000484	TAPPING SCREW LINING TO LEFT LONGITUDINAL MEMBER 2X19 [042] To Chassis: F 075164 To Date: 04/01/2004	001
85	N 000000 000523	TAPPING SCREW LINING TO LEFT LONGITUDINAL MEMBER 4.2X19 Code: -P99 [043] From Chassis: F 075165 From Date: 04/01/2004	001
85	N 000000 000484	TAPPING SCREW PANELING TO CONSOLE ROOF BEAM LEFT 2X19 [042] To Chassis: F 075164 To Date: 04/01/2004	001
85	N 000000 000523	TAPPING SCREW PANELING TO CONSOLE ROOF BEAM LEFT 4.2X19 Code: -P99 [043] From Chassis: F 075165 From Date: 04/01/2004	001
85	N 000000 000484	TAPPING SCREW PANELING TANK PARTITION WALL TO REAR CROSSMEMBER 2X19 [042] To Chassis: F 075164 To Date: 04/01/2004	002
85	N 000000 000523	TAPPING SCREW PANELING TANK PARTITION WALL TO REAR CROSSMEMBER 4.2X19 Code: -P99 [043] From Chassis: F 075165 From Date: 04/01/2004	002
85	N 000000 000484	TAPPING SCREW PANELING TO LONGITUDINAL MEMBER AND ROOF BEAM, RIGHT 2X19 [042] To Chassis: F 075164 To Date: 04/01/2004	003
85	N 000000 000523	TAPPING SCREW PANELING TO LONGITUDINAL MEMBER AND ROOF BEAM, RIGHT 4.2X19 Code: -P99 [043] From Chassis: F 075165 From Date: 04/01/2004	003
85	N 000000 000484	TAPPING SCREW COVER FASTENING TO TRUNK SILL AND LEFT LONGITUDINAL MEMBER 2X19 Code: U44	002
90	A 230 693 02 17	COVER LINING TO LEFT LONGITUDINAL MEMBER [042, 918] Color footnote	001
90	A 000 998 20 21	CAP LINING TO LEFT LONGITUDINAL MEMBER Code: -P99 [043, 918] Color footnote	001
90	A 230 693 02 17	COVER PANELING TO CONSOLE ROOF BEAM LEFT [042, 918] Color footnote	001
90	A 000 998 20 21	CAP PANELING TO CONSOLE ROOF BEAM LEFT Code: -P99 [043, 918] Color footnote	001
90	A 230 693 02 17	COVER PANELING TANK PARTITION WALL TO REAR CROSSMEMBER [042, 918] Color footnote	002

90	A 000 998 20 21	CAP PANELING TANK PARTITION WALL TO REAR CROSSMEMBER Code: -P99  [043, 918] Color footnote	002
90	A 230 693 02 17	COVER PANELING TO LONGITUDINAL MEMBER AND ROOF BEAM, RIGHT  [042, 918] Color footnote	003
90	A 000 998 20 21	CAP PANELING TO LONGITUDINAL MEMBER AND ROOF BEAM, RIGHT  [043, 918] Color footnote	003
90	A 230 693 02 17	COVER ON TRUNK SILL AND LEFT LONG. MEMBER Code: U44  [918] Color footnote	002
95	A 230 820 01 51	PLUG SOCKET IM LUGGAGE COMPARTMENT Code: -P99	001
100	A 230 690 10 25	PANELING LUGGAGE COMPARTMENT,RIGHT Replaced by: A 230 690 26 25 +001 A 230 693 17 91  [044, 919] Color footnote	001
100	A 230 690 26 25	PANELING LUGGAGE COMPARTMENT,RIGHT  [045, 002, 919] Color footnote	001
100	A 230 690 26 41	PANELING LUGGAGE COMPARTMENT,RIGHT  [003, 046, 919] Color footnote	001
100	A 230 690 32 41	PANELING LUGGAGE COMPARTMENT,RIGHT Code: -P99  [039, 919] Color footnote	001
110	A 230 693 08 17	COVER ON TRIM,RIGHT  [002, 920] Color footnote	001
110	A 230 693 14 17	COVER ON TRIM,RIGHT Code: -P99  [003, 921] Color footnote	001
115	N 000000 001147	HEXALOBULAR BOLT MOUNTING, COVER M6X20 Code: -P99  [003] From Chassis: F 109966 From Date: 23/06/2005 E...	001
120	A 230 693 01 20	RAIL ON TANK COVERING Code: -P99	001
130	A 230 990 02 92	EXPANSION RIVET RETAINING RAIL TO TANK COVERING 6 MM Code: -P99  [926] Color footnote	003
130	A 230 990 02 92	EXPANSION RIVET RETAINING RAIL TO TANK COVERING 6 MM Code: -P99  [926] Color footnote	002
140	A 230 690 06 39	RAIL ON PANELING TANK PARTITION WALL Code: -P99  [927] Color footnote	001
150	A 002 988 49 81	PUSH BUTTON MOUNTING, RAIL TANK PARTITION WALL Code: -P99	005
160	A 230 693 00 91	PANELING TANK PARTITION WALL  [044, 919] Color footnote	001

160	A 230 693 17 91	PANELING TANK PARTITION WALL Code: -P99  [045, 919] Color footnote	001
170	A 230 690 23 25	PANELING LOADING EDGE  [928] Color footnote	001
170	A 230 690 24 25	PANELING LOADING EDGE Code: 494  [928] Color footnote	001
175	A 230 693 01 30	COVER IN PANELING TRUNK SILL Code: -P99	001
180	A 230 694 00 10	RIGHT DAMPING FOR STRIKER TO TUBULAR FRAME Code: -P99  [929] Color footnote	001
190	A 124 990 07 92	RIVET TRUNK SILL TO BOTTOM REAR END CENTER ASSEMBLY Code: -P99  [930] Color footnote	004
200	A 230 693 05 91	PANELING TO TUBULAR FRAME, LEFT  [047, 928] Color footnote	001
200	A 230 694 03 91	PANELING TO TUBULAR FRAME, LEFT Code: -P99  [048, 928] Color footnote	001
210	A 230 693 06 91	PANELING TO TUBULAR FRAME, RIGHT  [047, 928] Color footnote	001
210	A 230 694 04 91	PANELING TO TUBULAR FRAME, RIGHT Code: -P99  [048, 928] Color footnote	001
220	N 000000 001955	HEXALOBULAR BOLT PANELING TO TUBULAR FRAME M4X6 Code: -P99	002
220	A 001 984 86 29	BOLT PANELING TO TUBULAR FRAME Code: -P99	002
230	A 124 990 07 92	RIVET MOUNTING TO TUBULAR FRAME Code: -P99  [930] Color footnote	002
250	A 230 810 00 49	LUGGAGE NET LUGGAGE COMPARTMENT FLOOR Code: U44  [931] Color footnote	001
250	A 230 810 02 49	LUGGAGE NET AT TANK PARTITION PANEL Code: U44  [931] Color footnote	001
260	A 230 810 01 49	LUGGAGE NET SIDE NET TO LONGITUDINAL MEMBER AND ROOF CONSOLE, RIGHT Code: U44/U27  [931] Color footnote	001
270	A 210 815 00 22	HOOK MOUNTING, LUGGAGE NET Code: U27	003
270	A 210 815 00 22	HOOK MOUNTING, LUGGAGE NET Code: U44	005
280	N 000000 000507	TAPPING SCREW MOUNTING HOOKS FOR LUGGAGE NET Code: U27	003
280	N 000000 000507	TAPPING SCREW MOUNTING HOOKS FOR LUGGAGE NET Code: U44	005
300	A 230 820 78 10	SWITCH LOAD ASSIST FUNCTION	001

310	A 002 821 49 51	SWITCH LUGGAGE COMPARTMENT INTERIOR CONTROL Code: -P99+494	001
330	A 230 757 00 44	STOP [049] To Chassis: F 063909 To Date: 04/09/2003	002
330	A 230 757 03 44	STOP Code: -P99 [050] From Chassis: F 063910 From Date: 04/09/2003	001
330	A 230 757 03 44	STOP [050] From Chassis: F 063910 From Date: 04/09/2003	001
340	N 000000 002439	HEXALOBULAR BOLT STOP TO SIDE PANEL M6X25	002
350	A 230 680 01 42	LINING LUGGAGE COMPARTMENT [051, 932] Color footnote	001
350	A 230 680 01 42	LINING LUGGAGE COMPARTMENT Code: U44 [051, 932] Color footnote	001
355	A 230 810 01 63	HOOK LUGGAGE COMPARTMENT Code: U44	002
360	A 208 684 01 35	HANDLE LUGGAGE COMPARTMENT [933] Color footnote	001
370	A 230 899 01 61	TAKE-UP DEVICE VEHICLE TOOL KIT Code: -P99+669	001
380	A 203 899 06 14	BRACKET SPARE WHEEL COMPRESSOR Code: 669 [052] To Chassis: F 038960 To Date: 29/11/2002	001
380	A 230 898 00 14	BRACKET SPARE WHEEL COMPRESSOR Code: -P99+669 [053] From Chassis: F 038961 From Date: 29/11/2002	001
390	A 124 898 07 65	BOLT SPARE WHEEL CARRIER Code: -P99+669	001
400	A 230 693 04 91	PANELING LOWER CASE FLOOR Code: -669 [935] Color footnote	001
410	A 230 684 08 37	STAY IN SPARE WHEEL WELL Replaced by: A 230 684 13 37 Code: -669 [010, 056, 936] Color footnote	001
410	A 230 684 13 37	STAY IN SPARE WHEEL WELL Code: -669 [057, 936] Color footnote	001
410	A 230 684 15 37	STAY IN SPARE WHEEL WELL Code: -669 [058, 936] Color footnote	001
420	A 230 684 02 37	STAY IN SPARE WHEEL WELL Replaced by: A 230 684 10 37 [937] Color footnote	001
420	A 230 684 10 37	STAY IN SPARE WHEEL WELL Code: -P99 [937] Color footnote	001
430	A 126 787 00 97	FELT STRIP FOR JACK BASE 65X40X2MM Code: -P99	001
450	A 230 690 00 65	PARTITION PANEL TRUNK BACKREST Replaced by: A 230 690 01 65 [002, 938] Color footnote	001

450	A 230 690 01 65	PARTITION PANEL TRUNK BACKREST Replaced by: A 230 690 02 65  [002, 938] Color footnote	001
450	A 230 690 02 65	PARTITION PANEL TRUNK BACKREST  [002, 938] Color footnote	001
450	A 230 690 03 65	PARTITION PANEL TRUNK BACKREST Code: -P99  [003, 939] Color footnote	001
452	A 171 817 09 20	GUIDE SIGN TRUNK BACKREST Code: -P99	001
455	A 000 998 07 77	PUSH BUTTON UPPER SECTION FASTENING Code: -P99	001
460	A 002 984 49 29	BOLT PARTITION WALL TO SHELL CONSOLE M6X13	002
465	A 000 998 08 77	PUSH BUTTON LOWER PART Code: -P99	001
470	A 230 990 02 92	EXPANSION RIVET MOUNTING PARTITION PANEL 6 MM Code: -P99  [926] Color footnote	002
480	A 230 673 01 72	PARTITION PANEL LEFT REAR SIDE Code: -P99	001
490	A 230 673 02 72	PARTITION PANEL RIGHT REAR SIDE Code: -P99	001
500	A 230 673 01 38	PANEL LEFT REAR SIDE Code: -P99  [940] Color footnote	001
500	A 230 673 03 38	PANEL LEFT REAR SIDE Code: 27P/P61  [941] Color footnote	001
510	A 230 673 02 38	PANEL RIGHT REAR SIDE Code: -P99  [940] Color footnote	001
510	A 230 673 04 38	PANEL RIGHT REAR SIDE Code: 27P/P61  [941] Color footnote	001
520	A 126 690 00 18	TREENAIL MOUNTING PLATE COVER Code: -P99	004
530	A 002 984 55 29	BOLT COVER TO STRUT Code: -P99	004
530	A 002 984 45 29	BOLT COVER TO STRUT AND SHELL 3.5X13 Code: -P99	004
540	A 003 994 79 45	LOCK NUT COVER TO STRUT Code: -P99	004
550	A 001 984 56 29	BOLT PARTITION WALL TO STRUT 4X12 Code: -P99	002
600	A 230 690 35 41	PANELING LOADING EDGE Code: P99	001
620	A 230 690 36 41	PANELING BOTTOM TRUNK SILL Code: P99	001
640	A 230 690 37 41	PANELING LOAD COMPARTMENT PARTITION WALL Code: P99	001

660	A 230 690 39 41	PANELING TRUNK, SIDE, LEFT Code: P99	001
680	A 230 690 40 41	PANELING LUGGAGE COMPARTMENT,LATERAL RIGHT Code: P99	001
700	A 230 690 41 41	PANELING TRUNK REAR LEFT Code: P99	001
720	A 230 690 42 41	PANELING LUGGAGE COMPARTMENT,REAR RIGHT Code: P99	001
725	A 003 994 86 45	LOCK NUT TO COVERING ST 4.8/2.5-5.0 MM Code: P99	005
730	A 230 690 01 35	COVER LEFT TAILLAMP Code: P99	001
740	A 230 690 02 35	COVER RIGHT TAILLAMP Code: P99	001
745	A 230 694 00 10	RIGHT DAMPING FOR STRIKER TO TUBULAR FRAME Code: P99  [929] Color footnote	001
750	A 230 690 00 35	COVER LUGGAGE COMPARTMENT FLOOR Code: P99	001
760	A 209 584 91 17	GUIDE SIGN TO CABLE DUCT Code: P99	001
770	A 230 693 01 30	COVER TO PANELING TRUNK SILL Code: P99	001
780	N 000000 003251	HEXALOBULAR BOLT M5X12 Code: P99	005
790	A 000 998 20 21	CAP Code: P99  [918] Color footnote	014
800	N 000000 000510	TAPPING SCREW 4.8X19 Code: P99	014
810	N 000000 002202	HEXALOBULAR BOLT M6X16 Code: P99	004
820	A 230 868 00 74	NET Code: P99	001
830	A 002 984 49 29	BOLT M6X13 Code: P99	003
910	A 038 545 71 28	PLUG HOUSING LUGGAGE COMPARTMENT INTERIOR CONTROL 6-PIN MQS;S88/10 Code: 494	001
911	A 008 545 55 26	CONTACT BUSHING LUGGAGE COMPARTMENT INTERIOR CONTROL 0.75 MM2 MQS;S88/10 Code: 494	NB
926	A 016 545 41 26	FEMALE CONTACT LOAD ASSIST FUNCTION 0.25-0.5 MM2 MQS;S114	NB
930	A 029 545 55 28	PIN BUSHING HOUSING LOAD ASSIST FUNCTION 3-PIN MQS;S114	001