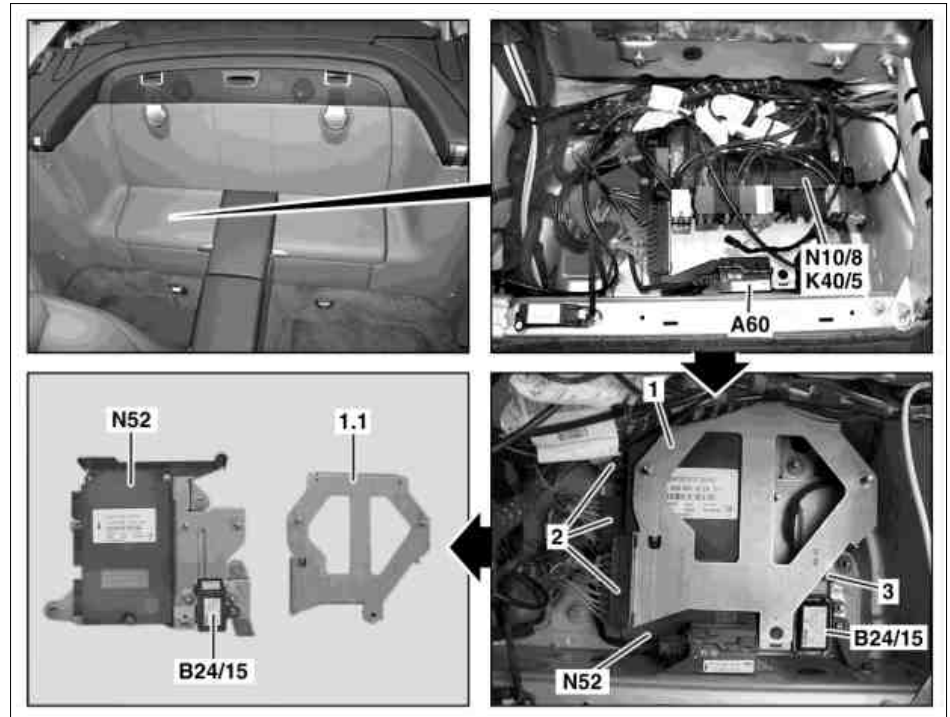


MODEL 230




B24/15 Turn rate and lateral acceleration sensor



P77.39-2063-06

Modification notes

25.11.08	Perform road test with STAR DIAGNOSIS after replacing sensor, added	Step 5	
	Perform initialization of DTR control unit after replacing sensor, added	Step 6	

 	Remove/install		
1	Remove rear luggage box	Right side Vehicles up to 14.1.04 Vehicles as of 15.1.04 without code (P99) Special model "AMG Black Series" Vehicles with code (P99) Special model "AMG Black Series"	AR68.30-P-7440R AR68.30-P-7440RA AR68.30-P-7440RBS
2	Disconnect electrical connector on sensor (B24/15)		
3	Detach sensor (B24/15) from retaining plate (3)	 Observe correct installation position. The sensor (B24/15) is sensitive to shock.	
4	Install in the reverse order		
5	Carry out road test as per STAR DIAGNOSIS	After replacing the sensor (B24/15)	
6	Perform initialization of DTR control unit with STAR DIAGNOSIS	After replacing sensor (B24/15) on vehicles with code (219) Distronic (DTR)	