

**Document number:** pe83.40-p-2101-99bb

**Document title:** Wiring diagram for automatic air conditioning (AAC) control unit

**Code:**

**Designation:**

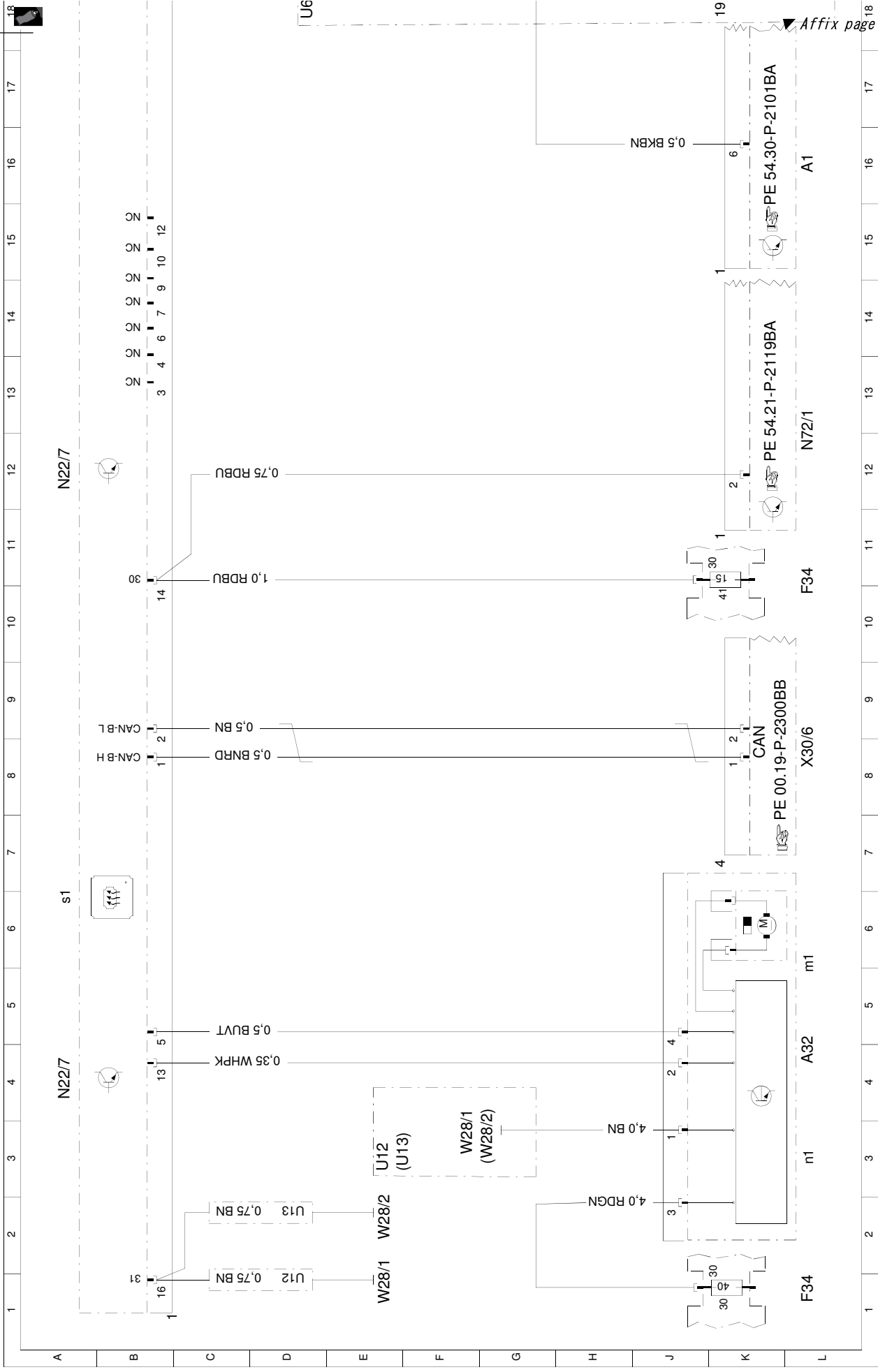
**Position:**

A0	Color code key	49 L
A1	Instrument cluster	16 L
A1	Instrument cluster	29 L
A32	AC air recirculation unit	4 L
A32m1	Blower motor	5 L
A32m2	Activated charcoal filter flap adjustment motor	40 L
A32n1	Blower regulator	3 L
B10/6	Evaporator temperature sensor	27 L
B31	C-AAC [K-KLA] multifunction sensor	22 L
B31	C-AAC [K-KLA] multifunction sensor	36 L
B32/2	C-AAC [KLA] 4-way sun sensor	25 L
B32/2	C-AAC [KLA] 4-way sun sensor	38 L
F34	Interior fuse box	1 L
F34	Interior fuse box	10 L
F34f30	Fuse 30	1 K
F34f41	Fuse 41	10 K
M2/10	Left footwell flap actuator motor	45 L
M2/11	Right footwell flap actuator motor	46 L
M2/19	Left fresh air flap actuator	46 L
M2/20	Right fresh air flap actuator	47 L
M2/5	Fresh air/air recirculation flaps actuator motor	41 L
M2/6	Left blending air flap actuator	42 L
M2/7	Right blending air flap actuator	42 L
M2/8	Left defroster vent flap actuator motor	43 L
M2/9	Right defroster vent flap actuator motor	44 L
N10/1	Front SAM control unit with fuse and relay module	19 L
N10/1	Front SAM control unit with fuse and relay module	33 L
N22/7	Comfort AAC [KLA] control and operating unit	4 A
N22/7	Comfort AAC [KLA] control and operating unit	12 A
N22/7	Comfort AAC [KLA] control and operating unit	20 A
N22/7	Comfort AAC [KLA] control and operating unit	28 A
N22/7	Comfort AAC [KLA] control and operating unit	36 A
N22/7	Comfort AAC [KLA] control and operating unit	44 A
N22/7	In-car temperature sensor	23 A
N22/7b1	Heated rear window switch	6 A
N22/7s1	Air recirculation switch	22 A
N22/7s2	Upper control panel control unit	12 L
N72/1	Valid for left-hand drive vehicles	1 D
U12	Valid for left-hand drive vehicles	3 E

**Document number:** pe83.40-p-2101-99bb

**Document title:** Wiring diagram for automatic air conditioning (AAC) control unit

<b>Code:</b>	<b>Designation:</b>	<b>Position:</b>
U12	Valid for left-hand drive vehicles	23 J
U13	Valid for right-hand drive vehicles	2 D
U13	Valid for right-hand drive vehicles	3 F
U13	Valid for right-hand drive vehicles	23 K
U23	Valid for convertibles	31 D
U611	Valid for coupe	18 D
W16/4	Ground (right assembly compartment, power ground)	23 L
W16/4	Ground (right assembly compartment, power ground)	23 L
W28/1	Ground (left inner door sill)	1 E
W28/1	Ground (left inner door sill)	3 G
W28/2	Ground (right inner door sill)	2 E
W28/2	Ground (right inner door sill)	3 G
X28/26	Sun sensor connector	24 H
X28/26	Sun sensor connector	37 H
X30/6	Cockpit voltage distributor (CAN) connector	8 L
X85/9	Cockpit/AC sensors connector	21 E
X85/9	Cockpit/AC sensors connector	35 E
Z28/48	Air conditioning shield connector sleeve	32 H
Z83/13	Shielding connector sleeve	37 G
Z83/14	Shielding connector sleeve	37 K



Affix page 2 here ▼

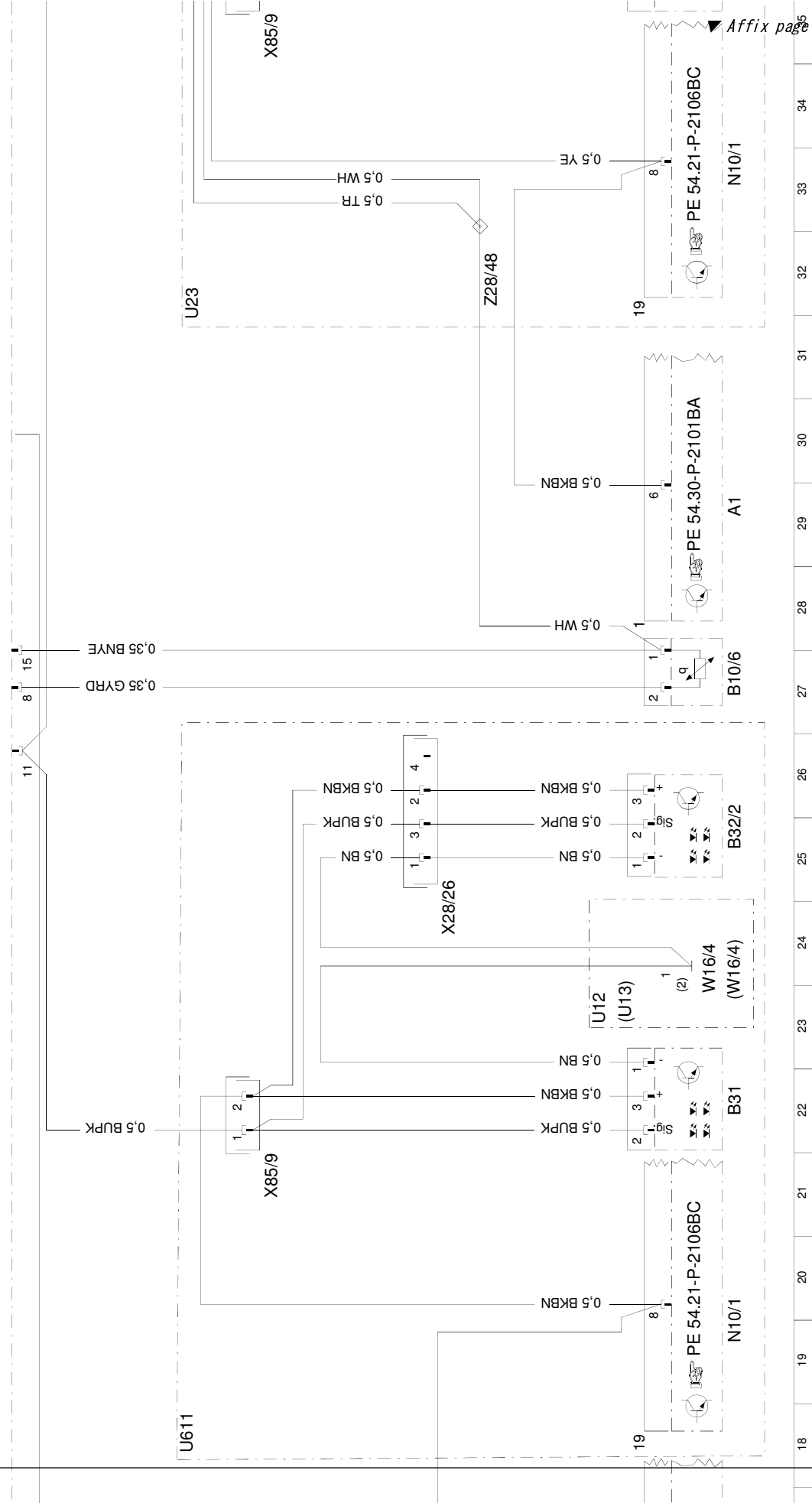


N22/7


s2

b1

N22/7



Cut here



Cut here