


### Test values for rear side window

Number	Designation	Model 209.3
BE67.30-P-1002-01E	Gap between door window and rear side window Dimension "b"	8

### Side windows


Number	Designation	Nm	Model 209
BA67.30-P-1001-01B	Screw, rear side window to power window	9	

- 1 Move rear side window (1) up.
- 2 Remove rubber grommets.
- 3 Loosen bolts (2).




P67.30-2096-01

- 4 Push up rear side window (1).

 The stay (3) should be flush with the roof frame seal.

- 5 Adjust dimension "b" between rear side window (1) and side window (4).
- 6 Tighten bolts (observe tightening torque).



P67.30-2101-01