

P68.10-2983-09

- 1

Glove compartment lid
- 2

Side cover
- 3




Safety pivot
- 4

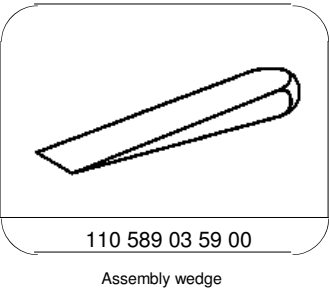
Lid lift
- 5

Right stop
- 6

Left stop
- 7

Guide

 	Remove/Install		
1	Open glove compartment lid (1)		
2	Remove side cover (2)		*110589035900
3	Pull out safety pivot (3) at lid lift (4)		
4	Pull out right stop (5)		
5	Fold glove compartment cover (1) downward and move along left stop (6).		
6	Remove glove compartment cover (1) from guide (7) on both sides.		
7	Install in the reverse order		



110 589 03 59 00

Assembly wedge