


MODEL 203 up to 31.5.04

MODEL 209 except CODE (P98) Black Series



P91.10-2238-09

**Shown on model 203.0**

1 Driver's seat cushion

2 Bow

3 Spreading pins

X55/3 Driver seat connector block

X55/4 Front passenger seat connector block

**Illustrated on model 203.0**


1 Driver's seat cushion

4 Cable tie





5 Pins

X55/3 Left front seat contacting strip

X55/4 Right front seat contacting strip



P91.10-2239-11

 	Remove/install		
1	Remove driver seat	Model 203 Model 209	AR91.10-P-1000P <b>AR91.10-P-1000Q</b>
2	Tip driver seat up (1)	 In order to reach the expanding pins (3).	
3	Remove spreading pins (3)		
4	Open driver seat contacting strip (X55/3), passenger seat (X55/4)		
5	Unclip all the plugs from the connector block		
6	Unclip bracket (2)		
7	Disengage pins (5)	 Press driver seat cushion (1) down.	
8	Separate cable tie (4)		
9	Remove driver seat cushion (1) toward front		
10	Install in the reverse order		