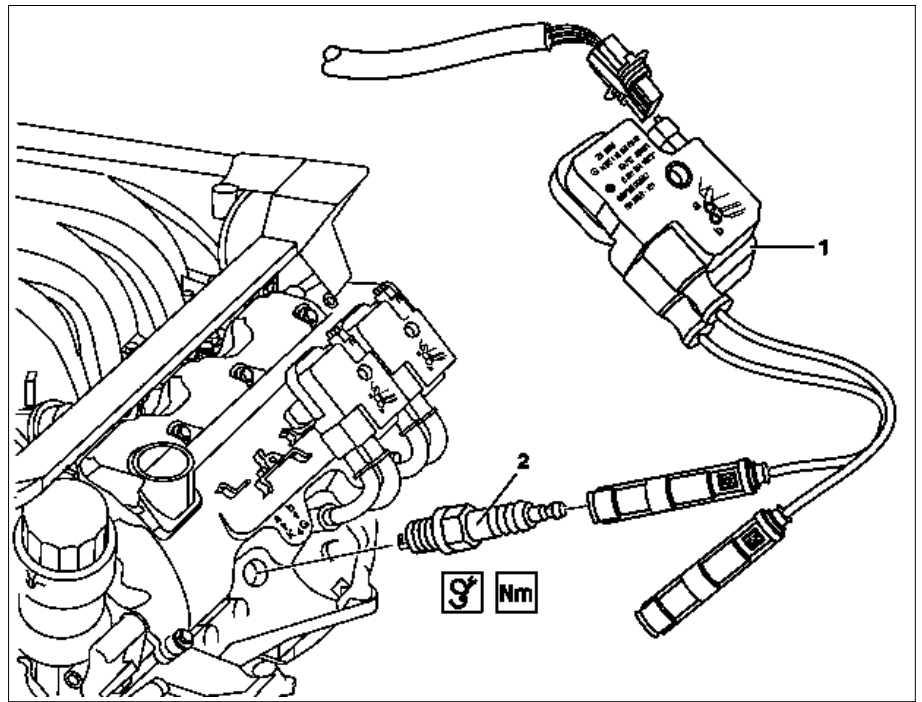


ENGINES 112 in MODELS 170, 202, 203, 208, 209, 210

ENGINES 113 in MODELS 202, 203, 208, 209, 210







Shown on model 210 with engine 112

- 1 Ignition coil
- 2 Spark plug



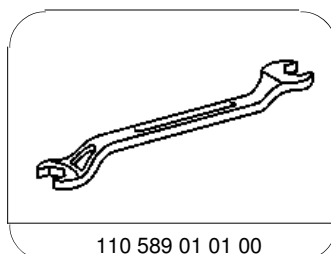
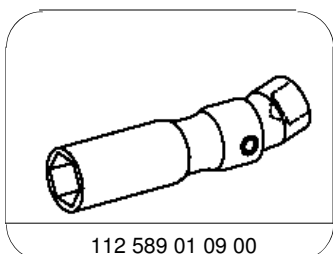
P15.10-2113-06

	<p><b>Remove/install</b></p>		
<p><b>⚠ Danger!</b></p>	<p><b>Risk of death</b> caused by contact with parts conducting high voltages.</p>	<p>Do not come into contact with parts that are under high voltage. Persons with electronic implants (such as pacemakers) must not work on the ignition system.</p>	<p>AS15.10-Z-0001-01A</p>
<p></p>	<p>Notes on avoiding damage to ignition system</p>	<p>Engine 104, 111, 112, 113, 119, 120, 271</p>	<p>AH15.10-P-0002-01D</p>
<p>1.1</p>	<p>Remove top part of air filter housing</p>	<p><b>i</b> Only on engines with air filter fitted at vehicle side.</p>	
<p>2.1</p> <p> AR</p>	<p>Remove hot film mass air flow sensor with air intake pipe</p> <p>Remove hot film mass air flow sensor with air intake pipe</p>	<p><b>i</b> Only on engines with air filter fitted at vehicle side.</p> <p>Engine 112.910 in model 202.026/ 086                  Engine 112.920 in model 202.029 /089                  Engine 112.940 in model 208.365 /465                  Engine 112.911 in model 210.061 /261                  Engine 112.921 in model 210.063 /081 /263 /663 /281                  Engine 112.941 in model 210.065 /082 /265 /282                  Engine 113.940 in model 210.070 /270                  Engine 112.947 in model 170.465                  Engine 112.912 in Model 203.061/ 261, 209.361/ 461                  Engine 112.946 in model 203.064 / 264 / 764                  Engine 113.968 in model 209.375 /475                  Engine 113.987 in model 209.376 /476                  Engine 112.955 in model 209.365 /465                  Engine 112.953 in model 203.084 /284                  Engine 112.916 in model 203.081 /281                  Engine 113.988 in model 203.076 /276</p>	<p>AR07.07-P-1454A</p> <p>AR07.07-P-1454SV</p>
		<p>Engine 113.943 in model 208.470 /370                  Engine 113.944 in model 202.093 /033                  Engine 113.984 in model 208.374 /474                  Engine 113.980 in model 210.274 /074</p>	<p>AR07.07-P-1454AG</p>
<p>3</p>	<p>Remove engine cover with integrated air filter</p>	<p><b>i</b> Pull engine cover with integrated air filter vertically upwards off the cylinder head covers.</p>	
<p>4</p>	<p>Remove the ignition coil (1)</p>		

		<p>Engine 112.910 in model 202.086 /026                  Engine 112.920 in model 202.029 /089                  Engine 112.921 in model 210.063 /081 /263 /281                  Engine 112.940 in model 208.465 /365                  Engine 112.941 in Model 210.265 /065 /082 /282                  Engine 113.940 in model 210.070 /270                  Engine 113.960 in model 215.375, 220.175 /075 /875                  Engine 113.980 in model 210.074 /274                  Engine 113.944 in model 202.033 /093                  Engine 113.943 in model 208.470 /370                  Engine 113.984 in model 208.374 /474                  Engine 112.912 in model 203.261 /061, 209.361                  Engine 112.946 in model 203.264 /064                  Engine 112.947 in model 170.465                  Engine 112.960 in model 170.466                  Engine 112.961 in model 203.265 /065                  Engine 113.968 in model 209.375                  Engine 113.987 in model 209.376 /476                  Engine 112.955 in model 209.365                  Engine 112.916 in model 203.081 /281                  Engine 112.953 in model 203.084 /284                  Except engine 112.946 in model 203.764                  Engine 112.911 in model 210.061 /261                  Engine 112.912 in model 209.461                  Engine 112.921 in model 210.663                  Engine 112.955 in model 209.465                  Engine 113.968 in model 209.475                  Engine 113.988 in model 203.076 /276</p>	
5	Disconnect spark plug connectors	<p> Use double open-end wrench to pry off spark plug connectors via the cylinder head cover.   Double open-ended wrench</p>	*110589010100
	<b>Checking</b>		
6	Check spark plug connector, ignition coil connectors and ignition lines for damage, deformation and crack formation	<p> Replace, if necessary.</p>	
7	Remove the spark plug (2)	<p>   Spark plug wrench</p>	*BA15.10-P-1001-01A *112589010900
8	Install in the reverse order		

 Spark plugs

Number	Designation	Engine	Engine	Engine
		<p>104, 110, 111,                      113.940/941/942/943/                      944/948/960/961/962/                      963/964/965/966/967/                      968/969/971/980/981/                      982/984/986/992/993/                      995, 115, 117, 119, 120</p>	<p>112.910/911/                      912/913/914/                      915/916/917/                      920/921/922/                      923/940/941/                      942/943/944/                      945/946/947/                      949/951/953/                      954/955/960/                      961/970/972/                      973/975/976</p>	<p>113.987/988/                      990/991</p>
BA15.10-P-1001-01A	Spark plugs	Nm 28	28	25



Spark plug wrench

Open-end wrench, double