








- Parts list -

Mode :	MD mode	Mod. des. overview :	C SEDAN
FIN/MD :	WDB 2030611E006669	Catalog :	65F
VIN :		Major assembly :	
Sales designation :	C 240	Major assembly MD :	
Assortment class :	Car	Group :	78 - SLIDING ROOF
Market :	All	Subgroup :	045 - SLIDING/LIFTING ROOF FRAME

Item no.	Part number	Designation/description	Quantity	Version
10	A 203 780 03 29	FRAME WITH DRAFT DEFLECTOR Code: 414 <input type="checkbox"/> [002, 003, 004, 005] To Chassis: E 011513 To Date: 28/0...	001	
10	A 203 780 08 29	FRAME Code: 414 <input type="checkbox"/> [006, 007, 008, 009] From Chassis: E 006091 From Date: ...	001	
20	A 220 784 00 70	BAFFLE DRAFT DEFLECTOR Code: 414	001	
30	A 140 782 03 35	. SPRING AT FRAME; FOR DRAFT DEFLECTOR Code: 414	002	
40	A 211 780 00 13	. RAIL WATER DRAIN Code: 414	001	
50	A 210 780 01 12	. ANGLE LEFT Replaced by: A 211 780 01 12 +001 A 211 780 02 12 Code: 414 <input type="checkbox"/> [010, 011, 012, 013] To Chassis: E 016937 To Date: 30/06/2003	001	
50	A 211 780 01 12	. ANGLE LEFT Code: 414 <input type="checkbox"/> [014, 015, 016, 017] From Chassis: E 016938 From Date: 30/06/2003	001	
50	A 220 780 02 12	. ANGLE RIGHT Replaced by: A 220 780 00 12 +001 A 211 780 01 12 Code: 414 <input type="checkbox"/> [010, 011, 012, 013] To Chassis: E 016937 To Date: 30/06/2003	001	
50	A 220 780 00 12	. ANGLE RIGHT Code: 414 <input type="checkbox"/> [014, 015, 016, 017] From Chassis: E 016938 From Date: 30/06/2003	001	
55	N 000000 001812	. HEXALOBULAR BOLT ANGLE TO FRAME M4X10 Code: 414	002	
60	A 000 990 07 29	. BOLT AT LIFTING ANGLE 4X8 Code: 414	002	
70	A 215 782 01 31	. GUIDE ACTUATION SLIDING ROOF GUIDING PART AND COVER CONTROL, LEFT Code: 414	001	
70	A 215 782 02 31	. GUIDE ACTUATION SLIDING ROOF GUIDING PART AND COVER CONTROL, RIGHT Code: 414	001	
80	A 215 780 03 33	. GUIDE AT LIFTING ANGLE LEFT Code: 414	001	
80	A 215 780 04 33	. GUIDE AT LIFTING ANGLE RIGHT Code: 414	001	

80	A 215 780 04 33	. GUIDE AT LIFTING ANGLE RIGHT Code: 414	001
90	A 006 990 13 01	. BOLT AT REINFORCEMENT FRAME M6X17 Code: 414	012
100	A 203 782 01 97	. PAD AT FRAME, LEFT 12MM Code: 414  [409] TO BE ADAPTED DURING ASSEMBLY	001
100	A 203 782 02 97	. PAD AT FRAME, RIGHT 12MM Code: 414  [409] TO BE ADAPTED DURING ASSEMBLY	001
110	A 210 784 04 56	. COVER LEFT AND RIGHT Code: 414  [409] TO BE ADAPTED DURING ASSEMBLY	002
120	A 000 990 07 29	. BOLT LEFT AND RIGHT 4X8 Code: 414	004
140	A 203 820 31 42	ELECTRIC MOTOR ELECTRIC SLIDING/LIFTING ROOF Code: 414	001
150	A 202 782 00 71	BOLT ELECTRIC SLIDING ROOF MOTOR M5X16 Code: 414	002
160	A 215 780 05 89	PULL LEFT Code: 414	001
160	A 215 780 06 89	PULL RIGHT Code: 414	001
190	N 304017 006016	HEXAGON HEAD BOLT FRAME TO REINFORCEMENT FRAME M6X16 Code: 414/962	002
190	N 000000 004483	SCREW-AND-WASHER ASSEMBLY FRAME TO REINFORCEMENT FRAME Code: 414/962	002
200	A 004 994 14 45	LOCK NUT FRAME TO REINFORCEMENT FRAME Code: 414/962	002
210	A 124 782 07 96	HOSE WATER DRAIN IN A-PILLAR, LEFT 1970 MM Code: 414/962  [409] TO BE ADAPTED DURING ASSEMBLY	001
210	A 124 782 07 96	HOSE WATER DRAIN IN A-PILLAR, RIGHT 1970 MM Code: 414/962  [409] TO BE ADAPTED DURING ASSEMBLY	001
210	A 124 782 07 96	HOSE WATER DRAIN IN C-PILLAR, LEFT 1970 MM Code: 414/962  [409] TO BE ADAPTED DURING ASSEMBLY	001
210	A 124 782 07 96	HOSE WATER DRAIN IN C-PILLAR, RIGHT 1970 MM Code: 414  [409] TO BE ADAPTED DURING ASSEMBLY	001
220	A 638 997 18 90	CABLE STRAP HOLDER FIXTURE HOSE, FOR WHEELHOUSE LINER 5 MM / 3.6 X 200 MM Code: 414	002
240	A 220 782 03 24	RAIL FRONT Code: 414/962	001
245	A 124 782 06 05	SPACER RAIL Code: 414/962	002
250	A 220 990 01 36	BOLT FRONT RAIL 4.2 X 9 Code: 414/962	008

260	A 202 782 01 24	RAIL LEFT Code: 414/962	001
260	A 202 782 02 24	RAIL RIGHT Code: 414/962	001
270	A 220 990 01 36	BOLT RAIL TO LEFT FRAME 4.2 X 9 Code: 414/962	004
270	A 220 990 01 36	BOLT RAIL TO RIGHT FRAME 4.2 X 9 Code: 414/962	004
280	A 124 782 01 24	RAIL REAR Code: 414/962	001
285	A 115 784 04 97	PAD BETWEEN REINFORCEMENT AND ROOF PANELLING Code: 414/962	003
290	N 007337 003104	BLIND RIVET ATTACHMENT,RAIL Code: 414/962	011
300	A 210 780 02 13	RAIL BOTTOM FRAME Code: 414/962	001
310	A 140 988 14 78	CLIP BOTTOM FRAME Code: 414/962	004
320	A 202 899 01 80	KEY EMERGENCY CONTROL Code: 413/414	001